

## DKM - KZ2

## Test-Session 3

Track length: 1.190 Km  
Session Started: 14:45:01  
Best Lap by: 1 - Stan Pex - 47.211

Rank	#	Driver	Nat	Sponsor Entrant	Nat	License E-License	Make	laps	Best Lap	Diff	In Lap	Penalty
1	1	Stan Pex	NLD	SP Motorsport	NLD	ITE31772 IBL47253	Kart Republic/TM/Vega	11	47.211		7	
2	6	Markus Kajak	EST	Maranello SRP Factory Team	DEU	ITE26214 KBF38275	Maranello/TM/Vega	14	47.368	0.157	9	
3	69	Jorrit Pex	NLD	SP Motorsport	NLD	ITE27382 IBL47253006	KR/TM/Vega	9	47.523	0.312	9	
4	88	Lenny Ried	DEU	Lanari Racing Team	DEU	ITE 10696 KBF17166	KR/TM /Vega	13	47.553	0.342	12	
5	46	Gianni Andrisani	DEU	TB Racing Team	DEU	ITE13762 KBF38262	KR/TM/Vega	15	47.558	0.347	12	
6	5	David Trefilov	DEU	Maranello SRP Factory Team	DEU	ITE 16049 KBF38275	Maranello/TM /Vega	7	47.558	0.347	6	
7	13	Christiaan de Kleijn	NLD	CRG Holland	NLD	ITE44092 IBL15521	CRG/TM/Vega	16	47.579	0.368	14	
8	12	Lukas Schächer	DEU	TB Racing Team	DEU	ITE 28091 KBF38262	KR/TM/Vega	15	47.592	0.381	15	
9	73	Valentino Fritsch	DEU	Dörr Motorsport	DEU	ITE12819 BIC16982	KR/IAME/Vega	12	47.601	0.390	6	
10	81	Juho Valtanen	FIN	Dörr Motorsport	DEU	ITF23575347 BIC16982	KR/IAME /Vega	10	47.669	0.458	3	
11	16	Guust Specken	NLD	CRG Holland	NLD	ITE33443 IBL15521	CRG/TM/Vega	14	47.669	0.458	9	
12	70	Matej Kacovsky	CZE	Spirit Racing s.r.o	CZE	ITC-C24AS0641 IBL24AT00161	Birel Art/TM /Vega	17	47.752	0.541	16	
13	9	André Maticic	DEU	Solgat Motorsport	DEU	ITE 34369 KBF42332	Birel ART/TM/Vega	15	47.778	0.567	6	
14	19	Jannik Julius-Bernhart	AUT	Dörr Motorsport	DEU	ITEJK2048 BIF38420	KR/IAME/Vega	13	47.788	0.577	3	
15	10	Lukas Scherbinkas	DEU	NSL Racing	LTU	ITE11348 IBL2024-KL/10	Energy/TM/Vega	14	47.800	0.589	14	
16	60	Nico Lemberg	FIN	Kali Kart Finland	FIN	ITE34752735 IBL50125317	Kali Kart/TM/Vega	12	47.818	0.607	5	
17	79	Sandro Holzem	DEU	Dörr Motorsport	DEU	ITC-C11248 DMSB Int. Club Bewerber Lizenz16392	KR/IAME /Vega	12	47.851	0.640	8	
18	83	Linus Hensen	DEU	Mach1 Motorsport/Kartschmie.de	DEU	ITE 10705 KBF39310	Mach1/TM/Vega	15	47.868	0.657	13	
19	65	Kipras Jurse	LTU	Paske Racing	LTU	ITE2024-ITE/001 IBL2024-KL/05	Righetti Ridolfi/TM/Vega	17	47.885	0.674	15	
20	63	Karl Lukaschewsky	DEU	Maranello SRP Factory Team	DEU	ITE 36974 KBF38275	Maranello/TM/Vega	16	48.043	0.832	14	
21	85	Anton Astashenko	LVA	Paske Racing	LTU	ITEAA12929LV24 IBL2024-KL/05	BirelArt/TM /Vega	14	48.359	1.148	13	
22	80	Joel Ededahl	SWE	Joel Ededahl	SWE	ITE12493 IDC12493	Parolin/TM/Vega	15	48.396	1.185	14	
23	89	Tobias Nath	DEU	Dörr Motorsport	DEU	ITE29314 BIF38420	KR/t.b.a./Vega	16	48.609	1.398	14	
24	84	Torsten Simon	DEU	Torsten Simon	DEU	ITE11252 11252	Tony Kart/VORTEX/Vega	10	48.664	1.453	9	
25	76	Marek Skrivan	CZE	IPK Factory Team	CZE	ITE24AS0203 IBL2400631	IPK/TM /Vega	4	48.678	1.467	2	
26	17	Nico Franke	DEU	ADAC Berlin-Brandenburg e.V. SG Samuelkart	NLD	ITE42574 IBL57205001	CRG/TM/Vega	12	48.996	1.785	9	

### Announcements

# 69 no transpondersignal


Timekeeper  
M.Riehmers

Race Director  
H.Seidel

Page 1/1

These results are provisional until the conclusion of any judicial and technical matters!

Printed: 20.09.2024 / 15:01



**INT. ADAC Kartrennen Wackersdorf**

DKM - KZ2

Pro Kart Raceland Wackersdorf 1,190 Km

Test-Session 3

20.09.2024 14:45

Practice (15:00 Time) started at 14:45:01

Lap	Time of Day	Lap Tm	Diff	S1 Tm	S2 Tm	S3 Tm
<b>(1) Stan Pex</b>						
1	14:49:48.039	<b>48.614</b>	+1.403	17.630	16.022	14.962
2	14:50:36.362	<b>48.323</b>	+1.112	17.470	16.124	14.729
3	14:51:24.870	<b>48.508</b>	+1.297	17.119	16.607	14.782
4	14:52:12.314	<b>47.444</b>	+0.233	16.953	15.882	14.609
5	14:53:02.364	<b>50.050</b>	+2.839	17.594	16.694	15.762
6	14:56:50.275	<b>3:47.911</b>	+3:00.700	3:16.498	16.678	14.735
7	14:57:37.486	<b>47.211</b>		<b>16.899</b>	<b>15.737</b>	<b>14.575</b>
8	14:58:24.954	<b>47.468</b>	+0.257	16.932	15.888	14.648
9	14:59:13.659	<b>48.705</b>	+1.494	17.751	16.182	14.772
10	15:00:01.121	<b>47.462</b>	+0.251	16.984	15.804	14.674
11	15:00:48.685	<b>47.564</b>	+0.353	17.014	15.887	14.663

<b>(6) Markus Kajak</b>						
1	14:47:06.693	<b>58.691</b>	+11.323	22.121	18.857	17.713
2	14:47:58.929	<b>52.236</b>	+4.868	19.029	16.941	16.266
3	14:48:47.896	<b>48.967</b>	+1.599	17.951	16.172	14.844
4	14:49:35.566	<b>47.660</b>	+0.292	17.130	15.852	14.678
5	14:50:23.131	<b>47.575</b>	+0.207	17.057	15.851	14.667
6	14:51:11.094	<b>47.963</b>	+0.595	16.997	15.956	15.010
7	14:54:34.036	<b>3:22.942</b>	+2:35.574	2:51.636	16.445	14.861
8	14:55:21.455	<b>47.419</b>	+0.051	16.969	15.800	14.650
9	14:56:08.823	<b>47.368</b>		17.007	<b>15.738</b>	<b>14.623</b>
10	14:56:56.350	<b>47.527</b>	+0.159	16.995	15.827	14.705
11	14:57:44.324	<b>47.974</b>	+0.606	17.234	16.029	14.711
12	14:58:31.798	<b>47.474</b>	+0.106	17.016	15.785	14.673
13	14:59:19.205	<b>47.407</b>	+0.039	<b>16.920</b>	15.784	14.703
14	15:00:06.577	<b>47.372</b>	+0.004	16.961	15.762	14.649

<b>(69) Jorrit Pex</b>						
1	14:49:17.437	<b>50.284</b>	+2.761			
2	14:50:53.831	<b>1:36.394</b>	+48.871			
3	14:51:47.743	<b>53.912</b>	+6.389			
4	14:52:55.908	<b>1:08.165</b>	+20.642			
5	14:53:43.575	<b>47.667</b>	+0.144			
6	14:56:09.442	<b>2:25.867</b>	+1:38.344			
7	14:57:02.645	<b>53.203</b>	+5.680			
8	14:57:52.195	<b>49.550</b>	+2.027			
9	14:58:39.718	<b>47.523</b>				

<b>(88) Lenny Ried</b>						
1	14:50:01.183	<b>53.371</b>	+5.818	18.319	20.034	15.018
2	14:50:49.124	<b>47.941</b>	+0.388	17.257	15.921	14.763
3	14:51:36.731	<b>47.607</b>	+0.054	<b>16.978</b>	15.932	<b>14.697</b>
4	14:52:24.369	<b>47.638</b>	+0.085	16.995	15.904	14.739
5	14:53:12.049	<b>47.680</b>	+0.127	17.025	15.866	14.789
6	14:53:59.901	<b>47.852</b>	+0.299	17.140	15.961	14.751
7	14:54:48.684	<b>48.783</b>	+1.230	17.196	16.260	15.327
8	14:56:20.905	<b>1:32.221</b>	+44.668	1:01.329	16.066	14.826
9	14:57:08.652	<b>47.747</b>	+0.194	17.065	15.929	14.753
10	14:57:56.488	<b>47.836</b>	+0.283	17.134	15.973	14.729
11	14:58:44.158	<b>47.670</b>	+0.117	17.075	15.864	14.731
12	14:59:31.711	<b>47.553</b>		17.034	<b>15.816</b>	14.703
13	15:00:19.688	<b>47.977</b>	+0.424	17.369	15.878	14.730

<b>(46) Gianni Andrisani</b>						
1	14:47:02.497	<b>50.767</b>	+3.209	19.073	16.757	14.937
2	14:47:51.027	<b>48.530</b>	+0.972	17.333	16.328	14.869
3	14:48:39.246	<b>48.219</b>	+0.661	17.256	16.138	14.825
4	14:49:27.221	<b>47.975</b>	+0.417	17.163	16.000	14.812
5	14:50:15.884	<b>48.663</b>	+1.105	17.800	16.044	14.819
6	14:51:03.569	<b>47.685</b>	+0.127	17.066	15.876	14.743
7	14:51:51.806	<b>48.237</b>	+0.679	17.148	15.941	15.148
8	14:54:27.793	<b>2:35.987</b>	+1:48.429	2:05.207	16.037	14.743
9	14:55:15.733	<b>47.940</b>	+0.382	17.181	15.984	14.775
10	14:56:03.525	<b>47.792</b>	+0.234	17.103	15.964	14.725
11	14:56:51.287	<b>47.762</b>	+0.204	<b>17.022</b>	16.021	14.719
12	14:57:38.845	<b>47.558</b>		17.048	<b>15.837</b>	<b>14.673</b>
13	14:58:26.601	<b>47.756</b>	+0.198	17.037	15.981	14.738
14	14:59:14.320	<b>47.719</b>	+0.161	17.068	15.956	14.695
15	15:00:02.239	<b>47.919</b>	+0.361	17.127	16.043	14.749

<b>(5) David Trefilov</b>						
---------------------------	--	--	--	--	--	--

Lap	Time of Day	Lap Tm	Diff	S1 Tm	S2 Tm	S3 Tm
1	14:47:08.040	<b>56.168</b>	+8.610	20.909	17.974	17.285
2	14:48:01.223	<b>53.183</b>	+5.625	20.145	17.079	15.959
3	14:48:50.304	<b>49.081</b>	+1.523	17.773	16.286	15.022
4	14:49:38.609	<b>48.305</b>	+0.747	17.139	15.816	15.350
5	14:50:26.295	<b>47.686</b>	+0.128	17.149	15.833	<b>14.704</b>
6	14:51:13.853	<b>47.558</b>		<b>16.912</b>	<b>15.809</b>	14.837
7	14:52:08.844	<b>54.991</b>	+7.433	17.716	17.385	19.890

<b>(13) Christiaan de Kleijn</b>						
1	14:47:01.547	<b>51.489</b>	+3.910	20.095	16.486	14.908
2	14:47:49.636	<b>48.089</b>	+0.510	17.279	16.006	14.804
3	14:48:39.710	<b>50.074</b>	+2.495	18.113	16.877	15.084
4	14:49:27.515	<b>47.805</b>	+0.226	17.154	15.923	14.728
5	14:50:17.411	<b>49.896</b>	+2.317	18.587	16.462	14.847
6	14:51:05.106	<b>47.695</b>	+0.116	<b>17.055</b>	15.924	14.716
7	14:51:52.835	<b>47.729</b>	+0.150	17.075	15.907	14.747
8	14:52:42.809	<b>49.974</b>	+2.395	17.641	16.487	15.846
9	14:54:39.403	<b>1:56.594</b>	+1:09.015	1:21.623	17.873	17.098
10	14:55:27.076	<b>47.673</b>	+0.094	17.073	15.907	14.693
11	14:56:21.730	<b>54.654</b>	+7.075	20.941	18.325	15.388
12	14:57:09.446	<b>47.716</b>	+0.137	17.081	15.874	14.761
13	14:58:02.773	<b>53.327</b>	+5.748	17.396	18.411	17.520
14	14:58:50.352	<b>47.579</b>		17.080	<b>15.811</b>	<b>14.688</b>
15	14:59:38.553	<b>48.201</b>	+0.622	17.311	16.114	14.776
16	15:00:29.023	<b>50.470</b>	+2.891	18.201	16.564	15.705

<b>(12) Lukas Schächer</b>						
1	14:47:01.076	<b>51.307</b>	+3.715	19.931	16.262	15.114
2	14:47:49.427	<b>48.351</b>	+0.759	17.495	15.994	14.862
3	14:48:37.925	<b>48.498</b>	+0.906	17.656	16.016	14.826
4	14:49:26.194	<b>48.269</b>	+0.677	17.427	15.981	14.861
5	14:50:14.262	<b>48.068</b>	+0.476	17.306	15.979	14.783
6	14:51:02.563	<b>48.301</b>	+0.709	17.138	15.914	15.249
7	14:54:02.713	<b>3:00.150</b>	+2:12.558	2:28.809	16.290	15.051
8	14:54:51.093	<b>48.380</b>	+0.788	17.570	16.053	14.757
9	14:55:38.972	<b>47.879</b>	+0.287	17.164	15.976	14.739
10	14:56:26.834	<b>47.862</b>	+0.270	17.139	15.954	14.769
11	14:57:14.506	<b>47.672</b>	+0.080	17.031	<b>15.866</b>	14.775
12	14:58:02.389	<b>47.883</b>	+0.291	17.161	15.889	14.833
13	14:58:50.144	<b>47.755</b>	+0.163	17.032	15.914	14.809
14	14:59:39.404	<b>49.260</b>	+1.668	17.779	16.802	<b>14.679</b>
15	15:00:26.996	<b>47.592</b>		<b>16.983</b>	15.867	14.742

<b>(73) Valentino Fritsch</b>						
1	14:50:56.758	<b>47.971</b>	+0.370	17.254	15.950	14.767
2	14:51:44.361	<b>47.603</b>	+0.002	16.988	15.867	14.748
3	14:52:31.971	<b>47.610</b>	+0.009	16.982	<b>15.865</b>	14.763
4	14:53:21.151	<b>49.180</b>	+1.579	16.990	16.373	15.817
5	14:54:58.896	<b>1:37.745</b>	+50.144	1:06.773	16.197	14.775
6	14:55:46.497	<b>47.601</b>		17.016	15.875	<b>14.710</b>
7	14:56:34.386	<b>47.889</b>	+0.288	17.014	16.117	14.758
8	14:57:22.057	<b>47.671</b>	+0.070	17.064	15.888	14.719
9	14:58:16.522	<b>54.465</b>	+6.864	19.038	18.333	17.094
10	14:59:04.148	<b>47.626</b>	+0.025	<b>16.978</b>	15.901	14.747
11	14:59:51.906	<b>47.758</b>	+0.157	17.131	15.881	14.746
12	15:00:39.514	<b>47.608</b>	+0.007	16.985	15.904	14.719

<b>(81) Juho Valtanen</b>						
1	14:50:32.913	<b>48.548</b>	+0.879	17.617	16.041	14.890
2	14:51:20.983	<b>48.070</b>	+0.401	17.297	15.	

INT. ADAC Kartrennen Wackersdorf

DKM - KZ2

Pro Kart Raceland Wackersdorf 1,190 Km

Test-Session 3

20.09.2024 14:45

Practice (15:00 Time) started at 14:45:01

Lap	Time of Day	Lap Tm	Diff	S1 Tm	S2 Tm	S3 Tm
5	14:50:14.757	<b>47.955</b>	+0.286	17.209	15.954	14.792
6	14:51:03.290	<b>48.533</b>	+0.864	17.238	15.990	15.305
7	14:55:09.696	<b>4:06.406</b>	+3:18.737	3:35.685	15.961	14.760
8	14:55:57.633	<b>47.937</b>	+0.268	17.209	15.909	14.819
9	14:56:45.302	<b>47.669</b>		<b>17.079</b>	15.849	<b>14.741</b>
10	14:57:33.083	<b>47.781</b>	+0.112	17.107	15.887	14.787
11	14:58:23.186	<b>50.103</b>	+2.434	17.120	17.980	15.003
12	14:59:11.004	<b>47.818</b>	+0.149	17.080	15.879	14.859
13	14:59:58.755	<b>47.751</b>	+0.082	17.141	<b>15.819</b>	14.791
14	15:00:46.508	<b>47.763</b>	+0.084	17.082	15.884	14.787

Lap	Time of Day	Lap Tm	Diff	S1 Tm	S2 Tm	S3 Tm
12	14:58:27.606	<b>47.966</b>	+0.166	17.216	15.995	14.755
13	14:59:15.522	<b>47.916</b>	+0.116	17.206	15.959	14.751
14	15:00:03.322	<b>47.800</b>		<b>17.155</b>	15.923	14.722

(70) Matej Kacovsky

1	14:47:05.813	<b>53.062</b>	+5.310	20.294	17.332	15.436
2	14:47:55.063	<b>49.250</b>	+1.498	18.265	16.137	14.848
3	14:48:43.582	<b>48.519</b>	+0.767	17.624	16.065	14.830
4	14:49:31.572	<b>47.990</b>	+0.238	17.165	16.019	14.806
5	14:50:20.047	<b>48.475</b>	+0.723	17.428	16.267	14.780
6	14:51:07.848	<b>47.801</b>	+0.049	17.079	15.916	14.806
7	14:51:55.683	<b>47.835</b>	+0.083	17.103	15.930	14.802
8	14:52:44.309	<b>48.626</b>	+0.874	17.058	16.016	15.552
9	14:54:23.164	<b>1:38.855</b>	+51.103	1:08.033	16.056	14.766
10	14:55:11.058	<b>47.894</b>	+0.142	17.204	15.978	<b>14.712</b>
11	14:55:58.872	<b>47.814</b>	+0.062	17.137	15.922	14.755
12	14:56:46.663	<b>47.791</b>	+0.039	17.145	<b>15.906</b>	14.740
13	14:57:34.556	<b>47.893</b>	+0.141	17.115	16.008	14.770
14	14:58:22.545	<b>47.989</b>	+0.237	17.090	16.022	14.827
15	14:59:10.347	<b>47.802</b>	+0.050	<b>17.036</b>	16.026	14.740
16	14:59:58.099	<b>47.752</b>		17.113	15.920	14.719
17	15:00:46.877	<b>48.778</b>	+1.026	17.157	15.972	15.649

(60) Nico Lemberg

1	14:49:17.951	<b>49.884</b>	+2.066	18.355	16.459	15.070
2	14:50:06.593	<b>48.642</b>	+0.824	17.659	16.130	14.853
3	14:50:54.528	<b>47.935</b>	+0.117	17.186	15.976	14.773
4	14:51:42.461	<b>47.933</b>	+0.115	17.130	16.007	14.796
5	14:52:30.279	<b>47.818</b>		<b>17.119</b>	<b>15.974</b>	<b>14.725</b>
6	14:53:20.585	<b>50.306</b>	+2.488	17.221	17.047	16.038
7	14:54:08.731	<b>48.146</b>	+0.328	17.287	16.051	14.808
8	14:54:56.913	<b>48.182</b>	+0.364	17.245	16.065	14.872
9	14:55:45.061	<b>48.148</b>	+0.330	17.265	16.058	14.825
10	14:56:33.272	<b>48.211</b>	+0.393	17.375	16.031	14.805
11	14:57:21.395	<b>48.123</b>	+0.305	17.232	16.068	14.823
12	14:58:10.185	<b>48.790</b>	+0.972	17.311	16.113	15.366

(79) Sandro Holzem

1	14:50:36.898	<b>48.564</b>	+0.713	17.702	16.079	14.783
2	14:51:25.061	<b>48.163</b>	+0.312	<b>17.041</b>	16.080	15.042
3	14:52:12.988	<b>47.927</b>	+0.076	17.141	16.012	14.774
4	14:53:01.189	<b>48.201</b>	+0.350	17.332	16.071	14.798
5	14:53:50.069	<b>48.880</b>	+1.029	17.385	16.051	15.444
6	14:55:51.947	<b>2:01.878</b>	+1:14.027	1:30.973	16.047	14.858
7	14:56:39.948	<b>48.001</b>	+0.150	17.252	15.989	14.760
8	14:57:27.799	<b>47.851</b>		17.163	<b>15.949</b>	<b>14.739</b>
9	14:58:15.871	<b>48.072</b>	+0.221	17.167	16.050	14.855
10	14:59:03.991	<b>48.120</b>	+0.269	17.218	16.000	14.902
11	14:59:52.320	<b>48.329</b>	+0.478	17.564	16.018	14.747
12	15:00:41.268	<b>48.948</b>	+1.097	17.139	16.088	15.721

(9) André Matisic

1	14:47:03.376	<b>51.853</b>	+4.075	19.912	16.991	14.950
2	14:47:52.170	<b>48.794</b>	+1.016	17.926	16.017	14.851
3	14:48:40.374	<b>48.204</b>	+0.426	17.282	16.056	14.866
4	14:49:28.302	<b>47.928</b>	+0.150	17.197	16.000	<b>14.731</b>
5	14:50:16.757	<b>48.455</b>	+0.677	17.595	16.086	14.774
6	14:51:04.535	<b>47.778</b>		17.131	<b>15.881</b>	14.766
7	14:51:52.803	<b>48.268</b>	+0.490	17.107	15.971	15.190
8	14:55:01.227	<b>3:08.424</b>	+2:20.646	2:35.796	17.010	15.618
9	14:55:50.117	<b>48.890</b>	+1.112	17.750	16.193	14.947
10	14:56:38.109	<b>47.992</b>	+0.214	17.153	16.000	14.839
11	14:57:25.919	<b>47.810</b>	+0.032	17.115	15.915	14.780
12	14:58:13.806	<b>47.887</b>	+0.109	17.123	15.933	14.831
13	14:59:01.646	<b>47.840</b>	+0.062	<b>17.087</b>	15.948	14.805
14	14:59:49.446	<b>47.800</b>	+0.022	17.134	15.904	14.762
15	15:00:37.298	<b>47.852</b>	+0.074	17.134	15.943	14.775

(83) Linus Hensen

1	14:47:12.861	<b>51.353</b>	+3.485	19.531	16.522	15.300
2	14:48:01.921	<b>49.060</b>	+1.192	18.076	16.058	14.926
3	14:48:50.526	<b>48.605</b>	+0.737	17.480	16.149	14.976
4	14:49:38.670	<b>48.144</b>	+0.276	17.240	15.919	14.985
5	14:50:26.849	<b>48.179</b>	+0.311	17.334	16.047	<b>14.798</b>
6	14:51:14.729	<b>47.880</b>	+0.012	<b>17.112</b>	15.969	14.799
7	14:52:03.349	<b>48.620</b>	+0.752	17.159	<b>15.864</b>	15.597
8	14:54:28.495	<b>2:25.146</b>	+1:37.278	1:54.106	16.014	15.026
9	14:55:17.364	<b>48.869</b>	+1.001	17.302	15.973	15.594
10	14:56:05.375	<b>48.011</b>	+0.143	17.158	15.952	14.901
11	14:56:53.358	<b>47.983</b>	+0.115	17.160	15.944	14.879
12	14:57:41.238	<b>47.880</b>	+0.012	17.112	15.868	14.900
13	14:58:29.106	<b>47.868</b>		17.163	15.879	14.826
14	14:59:17.034	<b>47.928</b>	+0.060	17.166	15.917	14.845
15	15:00:06.833	<b>49.799</b>	+1.931	17.386	16.250	16.163

(19) Jannik Julius-Bernhart

1	14:49:27.041	<b>50.211</b>	+2.423	18.715	16.597	14.899
2	14:50:15.158	<b>48.117</b>	+0.329	17.333	16.056	14.728
3	14:51:02.946	<b>47.788</b>		17.093	15.989	<b>14.706</b>
4	14:51:50.783	<b>47.837</b>	+0.049	<b>17.067</b>	16.026	14.744
5	14:52:39.340	<b>48.557</b>	+0.769	17.145	16.111	15.301
6	14:54:20.368	<b>1:41.028</b>	+53.240	1:09.701	16.469	14.858
7	14:55:08.179	<b>47.811</b>	+0.023	17.085	15.998	14.728
8	14:55:56.043	<b>47.864</b>	+0.076	17.141	<b>15.951</b>	14.772
9	14:56:44.258	<b>48.215</b>	+0.427	17.185	16.050	14.980
10	14:57:32.662	<b>48.404</b>	+0.616	17.524	16.167	14.713
11	14:58:20.568	<b>47.906</b>	+0.118	17.094	16.014	14.798
12	14:59:08.483	<b>47.915</b>	+0.127	17.169	15.979	14.767
13	14:59:57.106	<b>48.623</b>	+0.835	17.410	15.981	15.232

(65) Kipras Jurse

1	14:47:09.940	<b>54.053</b>	+6.168	20.207	17.425	16.421
2	14:48:01.476	<b>51.536</b>	+3.651	18.461	17.082	15.993
3	14:48:50.845	<b>49.369</b>	+1.484	18.267	16.232	14.870
4	14:49:39.134	<b>48.289</b>	+0.404	17.289	16.060	14.940
5	14:50:27.476	<b>48.342</b>	+0.457	17.425	16.074	14.843
6	14:51:15.415	<b>47.939</b>	+0.054	17.200	15.992	<b>14.747</b>
7	14:52:04.699	<b>49.284</b>	+1.399	17.207	16.131	15.946
8	14:53:00.280	<b>55.581</b>	+6.696	20.982	17.767	16.832
9	14:53:49.900	<b>49.620</b>	+1.735	18.613	16.144	14.863
10	14:54:37.973	<b>48.073</b>	+0.188	17.259	15.995	14.819
11	14:55:26.151	<b>48.178</b>	+0.293	17.238	16.022	14.918
12	14:56:16.879	<b>50.728</b>	+2.843	18.728	16.541	15.459
13	14:57:05.941	<b>49.062</b>	+1.177	17.962	16.201	14.899
14	14:57:53.977	<b>48.036</b>	+0.151	17.290	15.933	14.813
15	14:58:41.862	<b>47.885</b>		17.211	15.897	14.777
16	14:59:29.797	<b>47.935</b>	+0.050	<b>17.179</b>	15.954	14.802
17	15:00:17.766	<b>47.969</b>	+0.084	17.261	<b>15.889</b>	14.819

(10) Lukas Scherbinkas

1	14:48:45.580	<b>48.709</b>	+0.909	17.682	16.182	14.845
2	14:49:33.793	<b>48.213</b>	+0.413	17.342	16.101	14.770
3	14:50:21.821	<b>48.028</b>	+0.228	17.264	16.003	14.761
4	14:51:09.677	<b>47.856</b>	+0.056	17.173	15.963	14.720
5	14:51:57.596	<b>47.919</b>	+0.119	17.208	15.936	14.775
6	14:52:45.471	<b>47.875</b>	+0.075	17.180	15.957	14.738
7	14:53:33.471	<b>48.000</b>	+0.200	17.206	16.006	14.788
8	14:54:22.430	<b>48.959</b>	+1.159	17.332	16.033	15.594
9	14:54:03.860	<b>1:41.430</b>	+53.630	1:10.554	16.069	14.807
10	14:56:51.793	<b>47.933</b>	+0.133	17.212	15.988	14.733
11	14:57:39.640	<b>47.847</b>	+0.047	17.239	<b>15.913</b>	<b>14.695</b>

(63) Karl Lukaschewsky

1	14:47:11.456	<b>57.668</b>	+9.625	21.752	18.617	17.299
2	14:48:04.057	<b>52.601</b>	+4			

INT. ADAC Kartrennen Wackersdorf

DKM - KZ2

Pro Kart Raceland Wackersdorf 1,190 Km

Test-Session 3

20.09.2024 14:45

Practice (15:00 Time) started at 14:45:01

Lap	Time of Day	Lap Tm	Diff	S1 Tm	S2 Tm	S3 Tm
6	14:51:19.246	<b>48.099</b>	+0.056	17.240	16.017	14.842
7	14:52:09.989	<b>50.743</b>	+2.700	17.393	16.375	16.975
8	14:54:07.177	<b>1:57.188</b>	+1:09.145	1:26.213	16.087	14.888
9	14:54:55.450	<b>48.273</b>	+0.230	17.302	16.094	14.877
10	14:55:43.698	<b>48.248</b>	+0.205	17.324	16.057	14.867
11	14:56:32.004	<b>48.306</b>	+0.263	17.373	16.084	14.849
12	14:57:20.153	<b>48.149</b>	+0.106	17.317	16.053	<b>14.779</b>
13	14:58:08.369	<b>48.216</b>	+0.173	<b>17.199</b>	16.107	14.910
14	14:58:56.412	<b>48.043</b>		17.245	<b>15.980</b>	14.818
15	14:59:44.546	<b>48.134</b>	+0.091	17.212	16.084	14.838
16	15:00:34.592	<b>50.046</b>	+2.003	17.424	16.179	16.443

Lap	Time of Day	Lap Tm	Diff	S1 Tm	S2 Tm	S3 Tm
(76) Marek Skrivan						
1	14:47:04.802	<b>52.789</b>	+4.111	19.681	17.414	15.694
2	14:47:53.480	<b>48.678</b>		<b>17.533</b>	<b>16.114</b>	<b>15.031</b>
3	14:48:50.217	<b>56.737</b>	+8.059	22.277	17.862	16.598
4	14:53:16.095	<b>4:25.878</b>	+3:37.200	3:51.987	16.694	17.197

Lap	Time of Day	Lap Tm	Diff	S1 Tm	S2 Tm	S3 Tm
(17) Nico Franke						
1	14:47:10.113	<b>53.727</b>	+4.731	19.963	17.324	16.440
2	14:48:01.722	<b>51.609</b>	+2.613	18.557	17.080	15.972
3	14:48:51.676	<b>49.954</b>	+0.958	18.334	16.351	15.269
4	14:49:40.781	<b>49.105</b>	+0.109	17.629	16.414	15.062
5	14:50:29.971	<b>49.190</b>	+0.194	17.708	16.371	15.111
6	14:51:19.029	<b>49.058</b>	+0.062	17.508	16.386	15.164
7	14:52:08.332	<b>49.303</b>	+0.307	17.444	16.737	15.122
8	14:52:58.921	<b>50.589</b>	+1.593	17.669	17.716	15.204
9	14:53:47.917	<b>48.996</b>		<b>17.416</b>	16.541	<b>15.039</b>
10	14:54:37.113	<b>49.196</b>	+0.200	17.570	16.444	15.182
11	14:55:26.109	<b>48.996</b>		17.528	<b>16.334</b>	15.134
12	14:56:17.074	<b>50.965</b>	+1.969	17.446	16.369	17.150

Lap	Time of Day	Lap Tm	Diff	S1 Tm	S2 Tm	S3 Tm
(85) Anton Astashenko						
1	14:47:27.556	<b>49.966</b>	+1.607	18.193	16.482	15.291
2	14:48:16.663	<b>49.107</b>	+0.748	17.800	16.237	15.070
3	14:49:05.402	<b>48.739</b>	+0.380	17.494	16.217	15.028
4	14:49:54.022	<b>48.620</b>	+0.261	17.512	16.037	15.071
5	14:50:42.586	<b>48.564</b>	+0.205	17.439	16.128	14.997
6	14:51:30.971	<b>48.385</b>	+0.026	17.365	16.075	14.945
7	14:52:19.349	<b>48.378</b>	+0.019	<b>17.308</b>	16.035	15.035
8	14:53:07.709	<b>48.360</b>	+0.001	17.331	16.106	14.923
9	14:53:56.083	<b>48.374</b>	+0.015	17.321	16.071	14.982
10	14:54:57.436	<b>1:01.353</b>	+12.994	23.885	19.414	18.054
11	14:55:46.014	<b>48.578</b>	+0.219	17.450	16.174	14.954
12	14:56:35.001	<b>48.987</b>	+0.628	17.390	16.612	14.985
13	14:57:23.360	<b>48.359</b>		17.450	<b>16.020</b>	<b>14.889</b>
14	14:58:12.973	<b>49.613</b>	+1.254	17.389	16.088	16.136

Lap	Time of Day	Lap Tm	Diff	S1 Tm	S2 Tm	S3 Tm
(80) Joel Etedahl						
1	14:47:04.917	<b>51.671</b>	+3.275	19.115	16.935	15.621
2	14:47:54.254	<b>49.337</b>	+0.941	18.053	16.221	15.063
3	14:48:44.047	<b>49.793</b>	+1.397	18.152	16.650	14.991
4	14:49:33.302	<b>49.255</b>	+0.859	17.886	16.363	15.006
5	14:50:22.372	<b>49.070</b>	+0.674	17.467	16.493	15.110
6	14:51:11.272	<b>48.900</b>	+0.504	17.334	16.515	15.051
7	14:51:59.881	<b>48.609</b>	+0.213	17.307	16.208	15.094
8	14:52:48.919	<b>49.038</b>	+0.642	17.809	16.240	<b>14.989</b>
9	14:53:37.828	<b>48.909</b>	+0.513	17.401	16.402	15.106
10	14:54:27.422	<b>49.594</b>	+1.198	17.442	16.405	15.747
11	14:57:00.051	<b>2:32.629</b>	+1:44.233	2:01.243	16.302	15.084
12	14:57:48.855	<b>48.804</b>	+0.408	17.410	16.365	15.029
13	14:58:37.414	<b>48.559</b>	+0.163	17.232	16.271	15.056
14	14:59:25.810	<b>48.396</b>		<b>17.224</b>	<b>16.165</b>	15.007
15	15:00:14.440	<b>48.630</b>	+0.234	17.330	16.311	14.989

Lap	Time of Day	Lap Tm	Diff	S1 Tm	S2 Tm	S3 Tm
(89) Tobias Nath						
1	14:47:03.797	<b>53.108</b>	+4.499	20.410	17.458	15.240
2	14:47:53.069	<b>49.272</b>	+0.663	17.718	16.394	15.160
3	14:48:42.116	<b>49.047</b>	+0.438	17.494	16.395	15.158
4	14:49:31.229	<b>49.113</b>	+0.504	17.590	16.372	15.151
5	14:50:20.484	<b>49.255</b>	+0.646	17.650	16.485	15.120
6	14:51:09.354	<b>48.870</b>	+0.261	17.499	16.295	15.076
7	14:51:59.325	<b>49.971</b>	+1.362	17.816	16.328	15.827
8	14:53:40.984	<b>1:41.659</b>	+53.050	1:10.144	16.366	15.149
9	14:54:29.826	<b>48.842</b>	+0.233	17.496	16.278	15.068
10	14:55:18.690	<b>48.864</b>	+0.255	17.481	16.309	15.074
11	14:56:07.518	<b>48.828</b>	+0.219	17.488	16.210	15.130
12	14:56:56.351	<b>48.833</b>	+0.224	17.429	16.358	<b>15.046</b>
13	14:57:45.382	<b>49.031</b>	+0.422	17.704	16.280	15.047
14	14:58:33.991	<b>48.609</b>		<b>17.330</b>	16.186	15.093
15	14:59:22.606	<b>48.615</b>	+0.006	17.347	<b>16.180</b>	15.088
16	15:00:12.135	<b>49.529</b>	+0.920	17.409	16.231	15.889

Lap	Time of Day	Lap Tm	Diff	S1 Tm	S2 Tm	S3 Tm
(84) Torsten Simon						
1	14:47:21.749	<b>1:03.602</b>	+14.938	23.107	24.782	15.713
2	14:48:11.228	<b>49.479</b>	+0.815	17.761	16.503	15.215
3	14:49:00.615	<b>49.387</b>	+0.723	17.787	16.424	15.176
4	14:49:49.707	<b>49.092</b>	+0.428	17.554	16.400	15.138
5	14:50:38.905	<b>49.198</b>	+0.534	17.791	16.382	15.025
6	14:51:27.594	<b>48.689</b>	+0.025	17.628	<b>16.107</b>	<b>14.954</b>
7	14:52:16.309	<b>48.715</b>	+0.051	<b>17.371</b>	16.245	15.099
8	14:53:05.375	<b>49.066</b>	+0.402	17.615	16.399	15.052
9	14:53:54.039	<b>48.664</b>		17.444	16.184	15.036
10	14:54:43.836	<b>49.797</b>	+1.133	17.682	16.389	15.726



## DKM - KZ2

## Test-Session 4

Track length: 1.190 Km

Session Started: 17:14:59

Best Lap by: 6 - Markus Kajak - 46.951

Rank	#	Driver	Nat	Sponsor Entrant	Nat	License E-License	Make	laps	Best Lap	Diff	In Lap	Penalty
1	6	Markus Kajak	EST	Maranello SRP Factory Team	DEU	ITE26214 KBF38275	Maranello/TM/Vega	8	46.951		7	
2	1	Stan Pex	NLD	SP Motorsport	NLD	ITE31772 IBL47253	Kart Republic/TM/Vega	8	47.136	0.185	7	
3	5	David Trefilov	DEU	Maranello SRP Factory Team	DEU	ITE 16049 KBF38275	Maranello/TM /Vega	8	47.178	0.227	8	
4	69	Jorrit Pex	NLD	SP Motorsport	NLD	ITE27382 IBL47253006	KR/TM/Vega	8	47.247	0.296	7	
5	88	Lenny Ried	DEU	Lanari Racing Team	DEU	ITE 10696 KBF17166	KR/TM /Vega	8	47.311	0.360	8	
6	76	Marek Skrivan	CZE	IPK Factory Team	CZE	ITE24AS0203 IBL2400631	IPK/TM /Vega	8	47.328	0.377	7	
7	16	Guust Specken	NLD	CRG Holland	NLD	ITE33443 IBL15521	CRG/TM/Vega	8	47.348	0.397	7	
8	46	Gianni Andrisani	DEU	TB Racing Team	DEU	ITE13762 KBF38262	KR/TM/Vega	8	47.368	0.417	7	
9	13	Christiaan de Kleijn	NLD	CRG Holland	NLD	ITE44092 IBL15521	CRG/TM/Vega	8	47.427	0.476	7	
10	9	André Maticic	DEU	Solgat Motorsport	DEU	ITE 34369 KBF42332	Birel ART/TM/Vega	9	47.441	0.490	7	
11	79	Sandro Holzem	DEU	Dörr Motorsport	DEU	ITC-C11248 DMSB Int. Club Bewerber Lizenz1692	KR/IAME /Vega	9	47.480	0.529	8	
12	12	Lukas Schächler	DEU	TB Racing Team	DEU	ITE 28091 KBF38262	KR/TM/Vega	9	47.486	0.535	9	
13	81	Juho Valtanen	FIN	Dörr Motorsport	DEU	ITF23575347 BIC16982	KR/IAME /Vega	5	47.498	0.547	5	
14	73	Valentino Fritsch	DEU	Dörr Motorsport	DEU	ITE12819 BIC16982	KR/IAME/Vega	8	47.525	0.574	8	
15	60	Nico Lemberg	FIN	Kali Kart Finland	FIN	ITE34752735 IBL50125317	Kali Kart/TM/Vega	6	47.549	0.598	4	
16	70	Matej Kacovsky	CZE	Spirit Racing s.r.o	CZE	ITC-C24AS0641 IBL24AT00161	Birel Art/TM /Vega	8	47.569	0.618	7	
17	10	Lukas Scherbinkas	DEU	NSL Racing	LTU	ITE11348 IBL2024-KL/10	Energy/TM/Vega	8	47.728	0.777	7	
18	63	Karl Lukaschewsky	DEU	Maranello SRP Factory Team	DEU	ITE 36974 KBF38275	Maranello/TM/Vega	7	47.796	0.845	7	
19	65	Kipras Jurse	LTU	Paske Racing	LTU	ITE2024-ITE/001 IBL2024-KL/05	Righetti Ridolfi/TM/Vega	8	47.934	0.983	3	
20	19	Jannik Julius-Bernhart	AUT	Dörr Motorsport	DEU	ITEJK2048 BIF38420	KR/IAME/Vega	8	48.045	1.094	6	
21	85	Anton Astashenko	LVA	Paske Racing	LTU	ITEAA12929LV24 IBL2024-KL/05	BirelArt/TM /Vega	11	48.340	1.389	11	
22	17	Nico Franke	DEU	ADAC Berlin-Brandenburg e.V. SG Samuelkart	NLD	ITE42574 IBL57205001	CRG/TM/Vega	10	48.465	1.514	3	
23	80	Joel Ededahl	SWE	Joel Ededahl	SWE	ITE12493 IDC12493	Parolin/TM/Vega	11	48.471	1.520	10	
24	84	Torsten Simon	DEU	Torsten Simon	DEU	ITE11252 11252	Tony Kart/VORTEX/Vega	10	48.689	1.738	3	
25	89	Tobias Nath	DEU	Dörr Motorsport	DEU	ITE29314 BIF38420	KR/t.b.a./Vega	11	48.937	1.986	4	


Timekeeper  
M.Riehmers

Race Director  
H.Seidel

Page 1/1

These results are provisional until the conclusion of any judicial and technical matters!

Printed: 20.09.2024 / 17:27



**INT. ADAC Kartrennen Wackersdorf**

DKM - KZ2

Pro Kart Raceland Wackersdorf 1,190 Km

Test-Session 4

20.09.2024 17:15

Practice (10:00 Time) started at 17:14:59

Lap	Time of Day	Lap Tm	Diff	S1 Tm	S2 Tm	S3 Tm
<b>(6) Markus Kajak</b>						
1	17:16:57.763	<b>53.669</b>	+6.718	19.863	17.354	16.452
2	17:17:49.233	<b>51.470</b>	+4.519	18.928	16.645	15.897
3	17:21:41.853	<b>3:52.620</b>	+3:05.669	3:17.697	18.757	16.166
4	17:22:30.662	<b>48.809</b>	+1.858	18.163	15.939	14.707
5	17:23:17.927	<b>47.265</b>	+0.314	16.909	15.774	14.582
6	17:24:04.891	<b>46.964</b>	+0.013	<b>16.780</b>	<b>15.575</b>	14.609
7	17:24:51.842	<b>46.951</b>		16.799	15.634	<b>14.518</b>
8	17:25:38.959	<b>47.117</b>	+0.166	16.817	15.682	14.618

Lap	Time of Day	Lap Tm	Diff	S1 Tm	S2 Tm	S3 Tm
<b>(1) Stan Pex</b>						
1	17:16:49.395	<b>49.177</b>	+2.041	17.627	16.470	15.080
2	17:17:37.394	<b>47.999</b>	+0.863	17.186	16.058	14.755
3	17:18:26.118	<b>48.724</b>	+1.588	17.189	15.936	15.599
4	17:22:06.626	<b>3:40.508</b>	+2:53.372	3:03.401	21.087	16.020
5	17:22:56.012	<b>49.386</b>	+2.250	17.980	16.563	14.843
6	17:23:43.312	<b>47.300</b>	+0.164	16.989	<b>15.690</b>	14.621
7	17:24:30.448	<b>47.136</b>		<b>16.908</b>	15.708	<b>14.520</b>
8	17:25:18.771	<b>48.323</b>	+1.187	16.923	15.844	15.556

Lap	Time of Day	Lap Tm	Diff	S1 Tm	S2 Tm	S3 Tm
<b>(5) David Trefilov</b>						
1	17:16:58.229	<b>54.060</b>	+6.882	19.926	17.369	16.765
2	17:17:47.995	<b>49.766</b>	+2.588	18.365	16.122	15.279
3	17:21:42.459	<b>3:54.464</b>	+3:07.286	3:19.573	18.482	16.409
4	17:22:31.376	<b>48.917</b>	+1.739	18.032	16.094	14.791
5	17:23:19.006	<b>47.630</b>	+0.452	17.085	15.808	14.737
6	17:24:07.293	<b>48.287</b>	+1.109	17.663	15.889	14.735
7	17:24:54.552	<b>47.259</b>	+0.081	16.890	15.706	14.663
8	17:25:41.730	<b>47.178</b>		<b>16.852</b>	<b>15.700</b>	<b>14.626</b>

Lap	Time of Day	Lap Tm	Diff	S1 Tm	S2 Tm	S3 Tm
<b>(69) Jorrit Pex</b>						
1	17:16:55.060	<b>50.786</b>	+3.539	19.017	16.592	15.177
2	17:17:43.989	<b>48.929</b>	+1.682	17.836	16.144	14.949
3	17:18:32.375	<b>48.386</b>	+1.139	17.253	15.981	15.152
4	17:22:07.074	<b>3:34.699</b>	+2:47.452	2:59.881	18.684	16.134
5	17:22:56.463	<b>49.389</b>	+2.142	17.836	16.712	14.841
6	17:23:44.007	<b>47.544</b>	+0.297	17.064	15.818	14.662
7	17:24:31.254	<b>47.247</b>		<b>16.888</b>	<b>15.706</b>	14.653
8	17:25:18.531	<b>47.277</b>	+0.030	16.946	15.712	<b>14.619</b>

Lap	Time of Day	Lap Tm	Diff	S1 Tm	S2 Tm	S3 Tm
<b>(88) Lenny Ried</b>						
1	17:16:46.782	<b>48.842</b>	+1.531	17.561	16.214	15.067
2	17:17:35.780	<b>48.998</b>	+1.687	17.447	16.136	15.415
3	17:21:42.168	<b>4:06.388</b>	+3:19.077	3:31.574	18.902	15.912
4	17:22:31.212	<b>49.044</b>	+1.733	18.192	16.054	14.798
5	17:23:19.009	<b>47.797</b>	+0.486	17.063	15.825	14.909
6	17:24:07.604	<b>48.595</b>	+1.284	17.862	16.003	14.730
7	17:24:55.003	<b>47.399</b>	+0.088	16.959	15.780	14.660
8	17:25:42.314	<b>47.311</b>		<b>16.929</b>	<b>15.742</b>	<b>14.640</b>

Lap	Time of Day	Lap Tm	Diff	S1 Tm	S2 Tm	S3 Tm
<b>(76) Marek Skrivan</b>						
1	17:19:31.112	<b>57.428</b>	+10.100	20.913	19.225	17.290
2	17:20:23.690	<b>52.578</b>	+5.250	19.055	17.340	16.183
3	17:21:14.328	<b>50.638</b>	+3.310	18.496	17.031	15.111
4	17:22:02.782	<b>48.454</b>	+1.126	17.444	16.212	14.798
5	17:22:50.366	<b>47.584</b>	+0.256	16.969	15.898	14.717
6	17:23:37.840	<b>47.474</b>	+0.146	<b>16.922</b>	15.943	14.609
7	17:24:25.168	<b>47.323</b>		16.937	<b>15.821</b>	<b>14.570</b>
8	17:25:13.711	<b>48.543</b>	+1.215	17.660	16.083	14.800

Lap	Time of Day	Lap Tm	Diff	S1 Tm	S2 Tm	S3 Tm
<b>(16) Guust Specken</b>						
1	17:16:58.062	<b>52.551</b>	+5.203	19.516	17.213	15.822
2	17:17:46.828	<b>48.766</b>	+1.418	17.728	16.163	14.875
3	17:18:34.983	<b>48.155</b>	+0.807	17.263	16.016	14.876
4	17:19:23.539	<b>48.556</b>	+1.208	17.331	15.992	15.233
5	17:23:04.121	<b>3:40.582</b>	+2:53.234	3:07.530	17.788	15.264
6	17:23:51.723	<b>47.602</b>	+0.254	17.139	15.784	14.679
7	17:24:39.071	<b>47.348</b>		16.915	<b>15.765</b>	14.668
8	17:25:26.420	<b>47.349</b>	+0.001	<b>16.891</b>	15.794	<b>14.664</b>

Lap	Time of Day	Lap Tm	Diff	S1 Tm	S2 Tm	S3 Tm
<b>(46) Gianni Andrisani</b>						
1	17:16:58.164	<b>50.201</b>	+2.833	18.004	16.598	15.599
2	17:17:47.083	<b>48.919</b>	+1.551	17.740	16.255	14.924

Lap	Time of Day	Lap Tm	Diff	S1 Tm	S2 Tm	S3 Tm
3	17:18:35.887	<b>48.804</b>	+1.436	17.286	16.156	15.362
4	17:22:13.653	<b>3:37.766</b>	+2:50.398	2:59.955	21.522	16.289
5	17:23:03.240	<b>49.587</b>	+2.219	18.108	16.430	15.049
6	17:23:50.903	<b>47.663</b>	+0.295	17.067	15.872	14.724
7	17:24:38.271	<b>47.368</b>		16.944	<b>15.794</b>	<b>14.680</b>
8	17:25:25.684	<b>47.413</b>	+0.045	<b>16.917</b>	15.862	14.634

Lap	Time of Day	Lap Tm	Diff	S1 Tm	S2 Tm	S3 Tm
<b>(13) Christiaan de Kleijn</b>						
1	17:16:59.014	<b>53.956</b>	+6.529	19.698	17.282	16.976
2	17:17:48.905	<b>49.891</b>	+2.464	18.470	16.350	15.071
3	17:18:38.198	<b>49.293</b>	+1.866	17.302	16.096	15.895
4	17:21:57.457	<b>3:19.259</b>	+2:31.832	2:37.456	23.715	18.088
5	17:22:50.932	<b>53.475</b>	+6.048	18.444	16.808	18.223
6	17:23:38.729	<b>47.797</b>	+0.370	17.121	15.903	14.773
7	17:24:26.156	<b>47.427</b>		17.037	<b>15.725</b>	<b>14.665</b>
8	17:25:17.469	<b>51.313</b>	+3.886	<b>16.897</b>	16.582	17.834

Lap	Time of Day	Lap Tm	Diff	S1 Tm	S2 Tm	S3 Tm
<b>(9) André Maticic</b>						
1	17:16:57.388	<b>53.020</b>	+5.579	19.920	17.330	15.770
2	17:17:46.531	<b>49.143</b>	+1.702	17.712	16.182	15.249
3	17:20:30.904	<b>2:44.373</b>	+1:56.932	2:09.700	18.917	15.756
4	17:21:19.827	<b>48.923</b>	+1.482	17.981	16.126	14.816
5	17:22:09.492	<b>49.665</b>	+2.224	17.174	17.403	15.088
6	17:22:57.124	<b>47.632</b>	+0.191	17.061	15.876	14.695
7	17:23:44.565	<b>47.441</b>		<b>16.972</b>	<b>15.809</b>	<b>14.660</b>
8	17:24:32.059	<b>47.494</b>	+0.053	<b>16.921</b>	15.901	14.672
9	17:25:19.565	<b>47.506</b>	+0.065	16.947	15.876	14.683

Lap	Time of Day	Lap Tm	Diff	S1 Tm	S2 Tm	S3 Tm
<b>(79) Sandro Holzem</b>						
1	17:17:01.933	<b>50.506</b>	+3.026	19.028	16.484	14.994
2	17:17:50.577	<b>48.644</b>	+1.164	17.541	16.088	15.015
3	17:18:39.071	<b>48.494</b>	+1.014	17.412	16.218	14.864
4	17:19:27.871	<b>48.800</b>	+1.320	17.296	16.106	15.398
5	17:22:14.907	<b>2:47.036</b>	+1:59.556	2:12.723	18.337	15.976
6	17:23:03.699	<b>48.792</b>	+1.312	17.625	16.203	14.964
7	17:23:51.303	<b>47.604</b>	+0.124	17.068	15.858	14.678
8	17:24:38.783	<b>47.480</b>		17.056	<b>15.779</b>	<b>14.645</b>
9	17:25:26.279	<b>47.496</b>	+0.016	<b>16.902</b>	15.922	14.672

Lap	Time of Day	Lap Tm	Diff	S1 Tm	S2 Tm	S3 Tm
<b>(12) Lukas Schächer</b>						
1	17:16:50.861	<b>49.097</b>	+1.611	17.760	16.343	14.994
2	17:17:39.188	<b>48.327</b>	+0.841	17.294	16.155	14.878
3	17:18:27.570	<b>48.382</b>	+0.896	17.351	16.104	14.927
4	17:19:16.342	<b>48.772</b>	+1.286	17.290	16.162	15.320
5	17:22:14.305	<b>2:57.963</b>	+2:10.477	2:19.971	21.204	16.788
6	17:23:03.439	<b>49.134</b>	+1.648	17.823	16.261	15.050
7	17:23:51.090	<b>47.651</b>	+0.165	17.040	15.912	<b>14.699</b>
8	17:24:38.598	<b>47.508</b>	+0.022	17.013	<b>15.778</b>	14.717
9	17:25:26.084	<b>47.486</b>		<b>16.929</b>	15.809	14.748

Lap	Time of Day	Lap Tm	Diff	S1 Tm	S2 Tm	S3 Tm
<b>(81) Juho Valtanen</b>						
1	17:17:00.892	<b>53.371</b>	+5.873	18.193	17.305	17.873
2	17:21:44.064	<b>4:43.172</b>	+3:5			

**INT. ADAC Kartrennen Wackersdorf**

DKM - KZ2

Pro Kart Raceland Wackersdorf 1,190 Km

Test-Session 4

20.09.2024 17:15

Practice (10:00 Time) started at 17:14:59

Lap	Time of Day	Lap Tm	Diff	S1 Tm	S2 Tm	S3 Tm
<b>(70) Matej Kacovsky</b>						
1	17:16:47.329	<b>48.781</b>	+1.212	17.531	16.264	14.986
2	17:17:36.507	<b>49.178</b>	+1.609	17.372	16.227	15.579
3	17:20:57.250	<b>3:20.743</b>	+2:33.174	2:42.187	21.088	17.468
4	17:21:52.862	<b>55.612</b>	+8.043	21.708	18.125	15.779
5	17:22:41.041	<b>48.179</b>	+0.610	17.292	15.997	14.890
6	17:23:28.755	<b>47.714</b>	+0.145	17.091	<b>15.798</b>	14.825
7	17:24:16.324	<b>47.569</b>		<b>16.997</b>	15.810	14.762
8	17:25:03.904	<b>47.580</b>	+0.011	17.030	15.823	<b>14.727</b>

Lap	Time of Day	Lap Tm	Diff	S1 Tm	S2 Tm	S3 Tm
<b>(10) Lukas Scherbinskas</b>						
1	17:16:59.716	<b>51.094</b>	+3.366	17.860	16.751	16.483
2	17:20:20.807	<b>3:21.091</b>	+2:33.363	2:43.542	19.825	17.724
3	17:21:11.424	<b>50.617</b>	+2.889	19.071	16.559	14.987
4	17:22:00.162	<b>48.738</b>	+1.010	17.679	16.180	14.879
5	17:22:48.153	<b>47.991</b>	+0.263	17.255	15.900	14.836
6	17:23:36.949	<b>48.796</b>	+1.068	<b>17.110</b>	16.865	14.821
7	17:24:24.677	<b>47.728</b>		17.153	<b>15.835</b>	<b>14.740</b>
8	17:25:13.208	<b>48.531</b>	+0.803	17.717	16.021	14.793

Lap	Time of Day	Lap Tm	Diff	S1 Tm	S2 Tm	S3 Tm
<b>(63) Karl Lukaschewsky</b>						
1	17:17:01.416	<b>51.915</b>	+4.119	17.917	16.428	17.570
2	17:21:42.764	<b>4:41.348</b>	+3:53.552	4:04.845	20.216	16.287
3	17:22:32.065	<b>49.301</b>	+1.505	18.150	16.221	14.930
4	17:23:20.404	<b>48.339</b>	+0.543	17.226	16.099	15.014
5	17:24:08.365	<b>47.961</b>	+0.165	17.136	15.981	14.844
6	17:24:56.176	<b>47.811</b>	+0.015	17.147	<b>15.866</b>	<b>14.798</b>
7	17:25:43.972	<b>47.796</b>		<b>17.087</b>	15.910	14.799

Lap	Time of Day	Lap Tm	Diff	S1 Tm	S2 Tm	S3 Tm
<b>(65) Kipras Jurse</b>						
1	17:17:03.631	<b>50.877</b>	+2.943	19.067	16.418	15.392
2	17:17:51.925	<b>48.294</b>	+0.360	17.446	16.033	14.815
3	17:18:39.859	<b>47.934</b>		17.217	<b>15.910</b>	<b>14.807</b>
4	17:19:29.008	<b>49.149</b>	+1.215	17.831	16.470	14.848
5	17:20:19.777	<b>50.769</b>	+2.835	17.233	16.946	16.590
6	17:23:35.485	<b>3:15.708</b>	+2:27.774	2:44.614	16.170	14.924
7	17:24:23.627	<b>48.142</b>	+0.208	<b>17.160</b>	16.140	14.842
8	17:25:11.662	<b>48.035</b>	+0.101	17.227	15.911	14.897

Lap	Time of Day	Lap Tm	Diff	S1 Tm	S2 Tm	S3 Tm
<b>(19) Jannik Julius-Bernhart</b>						
1	17:17:00.125	<b>53.265</b>	+5.220	18.472	17.408	17.385
2	17:20:20.956	<b>3:20.831</b>	+2:32.786	2:44.528	19.628	16.675
3	17:21:11.153	<b>50.197</b>	+2.152	18.515	16.569	15.113
4	17:21:59.968	<b>48.815</b>	+0.770	17.607	16.323	14.885
5	17:22:48.022	<b>48.054</b>	+0.009	17.136	16.026	14.892
6	17:23:36.067	<b>48.045</b>		17.107	16.000	14.938
7	17:24:24.637	<b>48.570</b>	+0.525	<b>17.005</b>	16.672	14.893
8	17:25:13.125	<b>48.488</b>	+0.443	17.636	<b>15.968</b>	<b>14.884</b>

Lap	Time of Day	Lap Tm	Diff	S1 Tm	S2 Tm	S3 Tm
<b>(85) Anton Astashenko</b>						
1	17:17:02.774	<b>50.727</b>	+2.387	18.601	17.059	15.067
2	17:17:51.146	<b>48.372</b>	+0.032	17.388	16.061	<b>14.923</b>
3	17:18:39.688	<b>48.542</b>	+0.202	<b>17.313</b>	16.105	15.124
4	17:19:31.603	<b>51.915</b>	+3.575	18.704	18.175	15.036
5	17:20:21.947	<b>50.344</b>	+2.004	17.689	16.185	16.470
6	17:21:12.257	<b>50.310</b>	+1.970	18.865	16.388	15.057
7	17:22:01.301	<b>49.044</b>	+0.704	17.715	16.372	14.957
8	17:22:49.874	<b>48.573</b>	+0.233	17.420	16.101	15.052
9	17:23:39.312	<b>49.438</b>	+1.098	17.412	16.965	15.061
10	17:24:27.801	<b>48.489</b>	+0.149	17.447	16.051	14.991
11	17:25:16.141	<b>48.340</b>		17.342	<b>16.039</b>	14.959

Lap	Time of Day	Lap Tm	Diff	S1 Tm	S2 Tm	S3 Tm
<b>(17) Nico Franke</b>						
1	17:18:05.899	<b>50.410</b>	+1.945	18.428	16.670	15.312
2	17:18:54.808	<b>48.909</b>	+0.444	17.503	16.247	15.159
3	17:19:43.273	<b>48.465</b>		17.317	16.121	<b>15.027</b>
4	17:20:31.992	<b>48.719</b>	+0.254	17.323	16.256	15.140
5	17:21:20.571	<b>48.579</b>	+0.114	<b>17.267</b>	16.199	15.113
6	17:22:09.768	<b>49.197</b>	+0.732	17.477	16.668	15.052
7	17:22:58.442	<b>48.674</b>	+0.209	17.407	16.131	15.136
8	17:23:47.602	<b>49.160</b>	+0.695	17.466	16.565	15.129
9	17:24:36.114	<b>48.512</b>	+0.047	17.356	<b>16.095</b>	15.061
10	17:25:28.513	<b>52.399</b>	+3.934	17.383	16.263	18.753

Lap	Time of Day	Lap Tm	Diff	S1 Tm	S2 Tm	S3 Tm
<b>(80) Joel Ededahl</b>						
1	17:17:03.141	<b>50.299</b>	+1.828	18.493	16.667	15.139
2	17:17:51.621	<b>48.480</b>	+0.009	17.396	16.156	<b>14.928</b>
3	17:18:40.196	<b>48.575</b>	+0.104	<b>17.227</b>	16.343	15.005
4	17:19:29.448	<b>49.252</b>	+0.781	17.729	16.477	15.046
5	17:20:18.697	<b>49.249</b>	+0.778	17.273	16.737	15.239
6	17:21:07.261	<b>48.564</b>	+0.093	17.309	16.210	15.045
7	17:21:56.339	<b>49.078</b>	+0.607	17.642	16.407	15.029
8	17:22:45.005	<b>48.666</b>	+0.195	17.360	16.223	15.083
9	17:23:33.558	<b>48.553</b>	+0.082	17.338	16.263	14.952
10	17:24:22.029	<b>48.471</b>		17.322	<b>16.120</b>	15.029
11	17:25:10.571	<b>48.542</b>	+0.071	17.320	16.193	15.029

Lap	Time of Day	Lap Tm	Diff	S1 Tm	S2 Tm	S3 Tm
<b>(84) Torsten Simon</b>						
1	17:17:13.938	<b>49.921</b>	+1.232	18.074	16.599	15.248
2	17:18:02.717	<b>48.779</b>	+0.090	17.618	<b>16.121</b>	15.040
3	17:18:51.406	<b>48.689</b>		17.513	16.136	15.040
4	17:19:40.158	<b>48.752</b>	+0.063	17.462	16.263	15.027
5	17:20:29.278	<b>49.120</b>	+0.431	17.440	16.607	15.073
6	17:21:18.493	<b>49.215</b>	+0.526	17.464	16.326	15.425
7	17:22:07.056	<b>1:34.563</b>	+45.874	1:03.121	16.345	15.097
8	17:23:42.023	<b>48.967</b>	+0.278	17.613	16.338	<b>15.016</b>
9	17:24:32.817	<b>50.794</b>	+2.105	17.381	18.182	15.231
10	17:25:21.576	<b>48.759</b>	+0.070	<b>17.349</b>	16.350	15.060

Lap	Time of Day	Lap Tm	Diff	S1 Tm	S2 Tm	S3 Tm
<b>(89) Tobias Nath</b>						
1	17:16:58.367	<b>53.862</b>	+4.925	20.039	17.286	16.537
2	17:17:49.466	<b>51.099</b>	+2.162	18.773	16.768	15.558
3	17:18:39.562	<b>50.096</b>	+1.159	18.183	16.646	15.267
4	17:19:28.499	<b>48.937</b>		17.476	<b>16.290</b>	15.171
5	17:20:17.869	<b>49.370</b>	+0.433	17.586	16.565	15.219
6	17:21:07.137	<b>49.268</b>	+0.331	17.631	16.470	15.167
7	17:21:56.268	<b>49.131</b>	+0.194	17.593	16.378	<b>15.160</b>
8	17:22:45.620	<b>49.352</b>	+0.415	17.734	16.442	15.176
9	17:23:34.951	<b>49.331</b>	+0.394	17.729	16.334	15.268
10	17:24:24.167	<b>49.216</b>	+0.279	<b>17.463</b>	16.501	15.252
11	17:25:13.834	<b>49.667</b>	+0.730	17.623	16.782	15.262



## DKM - KZ2

## Free Practice

Track length: 1.190 Km

Session Started: 7:59:57

Best Lap by: 81 - Juho Valtanen - 47.488

Rank	#	Driver	Nat	Sponsor Entrant	Nat	License E-License	Make	laps	Best Lap	Diff	In Lap	Penalty
1	81	Juho Valtanen	FIN	Dörr Motorsport	DEU	ITF23575347 BIC16982	KR/IAME /Vega	8	47.488		7	
2	13	Christiaan de Kleijn	NLD	CRG Holland	NLD	ITE44092 IBL15521	CRG/TM/Vega	8	47.510	0.022	8	
3	1	Stan Pex	NLD	SP Motorsport	NLD	ITE31772 IBL47253	Kart Republic/TM/Vega	8	47.515	0.027	8	
4	5	David Trefilov	DEU	Maranello SRP Factory Team	DEU	ITE 16049 KBF38275	Maranello/TM /Vega	8	47.533	0.045	8	
5	12	Lukas Schächer	DEU	TB Racing Team	DEU	ITE 28091 KBF38262	KR/TM/Vega	9	47.557	0.069	8	
6	69	Jorrit Pex	NLD	SP Motorsport	NLD	ITE27382 IBL47253006	KR/TM/Vega	9	47.618	0.130	9	
7	88	Lenny Ried	DEU	Lanari Racing Team	DEU	ITE 10696 KBF17166	KR/TM /Vega	6	47.623	0.135	6	
8	6	Markus Kajak	EST	Maranello SRP Factory Team	DEU	ITE26214 KBF38275	Maranello/TM/Vega	8	47.628	0.140	7	
9	46	Gianni Andrisani	DEU	TB Racing Team	DEU	ITE13762 KBF38262	KR/TM/Vega	8	47.700	0.212	8	
10	16	Guust Specken	NLD	CRG Holland	NLD	ITE33443 IBL15521	CRG/TM/Vega	5	47.750	0.262	5	
11	76	Marek Skřivan	CZE	IPK Factory Team	CZE	ITE24AS0203 IBL2400631	IPK/TM /Vega	8	47.785	0.297	7	
12	10	Lukas Scherbinskas	DEU	NSL Racing	LTU	ITE11348 IBL2024-KL/10	Energy/TM/Vega	11	47.829	0.341	10	
13	19	Jannik Julius-Bernhart	AUT	Dörr Motorsport	DEU	ITEJK2048 BIF38420	KR/IAME/Vega	7	47.834	0.346	7	
14	70	Matej Kacovsky	CZE	Spirit Racing s.r.o	CZE	ITC-C24AS0641 IBL24AT00161	Birel Art/TM /Vega	9	47.879	0.391	9	
15	83	Linus Hensen	DEU	Mach1 Motorsport/Kartschmie.de	DEU	ITE 10705 KBF39310	Mach1/TM/Vega	7	47.907	0.419	6	
16	9	Andre Maticic	DEU	Solgat Motorsport	DEU	ITE 34369 KBF42332	Birel ART/TM/Vega	8	47.911	0.423	8	
17	73	Valentino Fritsch	DEU	Dörr Motorsport	DEU	ITE12819 BIC16982	KR/IAME/Vega	6	47.931	0.443	6	
18	60	Nico Lemberg	FIN	Kali Kart Finland	FIN	ITE34752735 IBL50125317	Kali Kart/TM/Vega	8	48.110	0.622	7	
19	41	Maddox Wirtz	DEU	VDB Kart Racing	DEU	ITE 39902 KBF42053	Birel Art/TM/Vega	11	48.148	0.660	11	
20	79	Sandro Holzem	DEU	Dörr Motorsport	DEU	ITC-C11248 DMSB Int. Oldtimer Lizenz 1692	KR/IAME /Vega	6	48.202	0.714	6	
21	65	Kipras Jurse	LTU	Paske Racing	LTU	ITE2024-ITE/001 IBL2024-KL/05	Righetti Ridolfi/TM/Vega	10	48.341	0.853	10	
22	85	Anton Astashenko	LVA	Paske Racing	LTU	ITEAA12929LV24 IBL2024-KL/05	BirelArt/TM /Vega	10	48.530	1.042	10	
23	63	Karl Lukaszewsky	DEU	Maranello SRP Factory Team	DEU	ITE 36974 KBF38275	Maranello/TM/Vega	5	48.544	1.056	5	
24	80	Joel Ededahl	SWE	Joel Ededahl	SWE	ITE12493 IDC12493	Parolin/TM/Vega	7	48.661	1.173	6	
25	89	Tobias Nath	DEU	Dörr Motorsport	DEU	ITE29314 BIF38420	KR/t.b.a./Vega	9	48.837	1.349	9	
26	17	Nico Franke	DEU	ADAC Berlin-Brandenburg e.V. SG Samuelkart	NLD	ITE42574 IBL57205001	CRG/TM/Vega	10	49.191	1.703	9	
27	84	Torsten Simon	DEU	Torsten Simon	DEU	ITE11252 11252	Tony Kart/VORTEX/Vega	8	49.716	2.228	7	


Timekeeper  
M.Riehmers

Race Director  
H.Seidel

Page 1/1

These results are provisional until the conclusion of any judicial and technical matters!

Printed: 21.09.2024 / 08:10





**INT. ADAC Kartrennen Wackersdorf**

DKM - KZ2

Pro Kart Raceland Wackersdorf 1,190 Km

Free Practice

21.09.2024 08:00

Practice (10:00 Time) started at 7:59:57

Lap	Time of Day	Lap Tm	Diff	S1 Tm	S2 Tm	S3 Tm
<b>(81) Juho Valtanen</b>						
1	8:02:26.552	<b>59.407</b>	+11.919	22.829	19.125	17.453
2	8:03:20.459	<b>53.907</b>	+6.419	19.725	17.470	16.712
3	8:06:39.259	<b>3:18.800</b>	+2:31.312	2:37.312	22.999	18.489
4	8:07:31.904	<b>52.645</b>	+5.157	20.140	17.067	15.438
5	8:08:20.863	<b>48.959</b>	+1.471	17.539	16.486	14.934
6	8:09:08.557	<b>47.694</b>	+0.206	17.060	15.948	14.686
7	8:09:56.045	<b>47.488</b>		<b>16.963</b>	<b>15.877</b>	<b>14.648</b>
8	8:10:43.716	<b>47.671</b>	+0.183	17.004	15.971	14.696

Lap	Time of Day	Lap Tm	Diff	S1 Tm	S2 Tm	S3 Tm
<b>(13) Christiaan de Kleijn</b>						
1	8:02:26.757	<b>1:00.929</b>	+13.419	22.828	19.718	18.383
2	8:03:20.573	<b>53.816</b>	+6.306	20.361	17.389	16.066
3	8:04:12.565	<b>51.992</b>	+4.482	19.095	16.796	16.101
4	8:07:09.694	<b>2:57.129</b>	+2:09.619	2:18.249	21.311	17.569
5	8:08:01.616	<b>51.922</b>	+4.412	18.950	16.978	15.994
6	8:08:50.832	<b>49.216</b>	+1.706	17.460	16.645	15.111
7	8:09:38.833	<b>48.001</b>	+0.491	17.243	15.973	14.785
8	8:10:26.343	<b>47.510</b>		<b>17.017</b>	<b>15.834</b>	<b>14.659</b>

Lap	Time of Day	Lap Tm	Diff	S1 Tm	S2 Tm	S3 Tm
<b>(1) Stan Pex</b>						
1	8:02:10.663	<b>52.810</b>	+5.295	19.493	17.510	15.807
2	8:03:00.554	<b>49.891</b>	+2.376	18.193	16.616	15.082
3	8:03:49.866	<b>49.312</b>	+1.797	17.607	16.197	15.508
4	8:06:42.270	<b>2:52.404</b>	+2:04.889	2:13.643	20.255	18.506
5	8:07:58.153	<b>1:15.883</b>	+28.368	25.412	23.259	27.212
6	8:08:46.980	<b>48.827</b>	+1.312	17.711	16.253	14.863
7	8:09:34.828	<b>47.848</b>	+0.333	17.198	15.915	14.735
8	8:10:22.343	<b>47.515</b>		<b>17.019</b>	<b>15.839</b>	<b>14.657</b>

Lap	Time of Day	Lap Tm	Diff	S1 Tm	S2 Tm	S3 Tm
<b>(5) David Trefilov</b>						
1	8:02:26.796	<b>1:01.315</b>	+13.782	23.151	20.319	17.845
2	8:03:18.322	<b>52.526</b>	+4.993	19.547	17.380	15.599
3	8:04:08.317	<b>49.995</b>	+2.462	18.011	16.439	15.545
4	8:06:57.695	<b>2:49.378</b>	+2:01.845	2:13.453	19.646	16.279
5	8:07:47.613	<b>49.918</b>	+2.385	18.297	16.632	14.989
6	8:08:35.733	<b>48.120</b>	+0.587	17.199	16.111	14.810
7	8:09:23.577	<b>47.844</b>	+0.311	17.076	16.018	14.750
8	8:10:11.110	<b>47.533</b>		<b>17.017</b>	<b>15.870</b>	<b>14.646</b>

Lap	Time of Day	Lap Tm	Diff	S1 Tm	S2 Tm	S3 Tm
<b>(12) Lukas Schächler</b>						
1	8:02:06.073	<b>53.673</b>	+6.116	20.600	17.396	15.677
2	8:02:56.260	<b>50.187</b>	+2.630	18.200	16.339	15.648
3	8:05:28.334	<b>2:32.074</b>	+1:44.517	1:52.016	22.415	17.643
4	8:06:19.167	<b>50.833</b>	+3.276	18.948	16.638	15.247
5	8:07:08.409	<b>49.242</b>	+1.685	17.642	16.589	15.011
6	8:07:56.346	<b>47.937</b>	+0.380	17.211	15.971	14.755
7	8:08:44.038	<b>47.692</b>	+0.135	17.097	15.858	14.737
8	8:09:31.595	<b>47.557</b>		<b>17.056</b>	<b>15.834</b>	<b>14.667</b>
9	8:10:19.373	<b>47.778</b>	+0.221	<b>17.046</b>	15.903	14.829

Lap	Time of Day	Lap Tm	Diff	S1 Tm	S2 Tm	S3 Tm
<b>(69) Jorrit Pex</b>						
1	8:02:07.406	<b>54.324</b>	+6.706	20.421	18.007	15.896
2	8:02:57.501	<b>50.095</b>	+2.477	18.513	16.511	15.071
3	8:03:46.197	<b>48.696</b>	+1.078	17.568	16.178	14.950
4	8:04:35.394	<b>49.197</b>	+1.579	17.638	16.144	15.415
5	8:07:12.601	<b>2:37.207</b>	+1:49.589	2:00.776	19.561	16.870
6	8:08:02.885	<b>50.284</b>	+2.666	18.797	16.486	15.001
7	8:08:52.329	<b>49.444</b>	+1.826	17.405	16.452	15.587
8	8:09:40.226	<b>47.897</b>	+0.279	17.226	15.926	14.745
9	8:10:27.844	<b>47.618</b>		<b>17.078</b>	<b>15.849</b>	<b>14.691</b>

Lap	Time of Day	Lap Tm	Diff	S1 Tm	S2 Tm	S3 Tm
<b>(88) Lenny Ried</b>						
1	8:06:07.279	<b>4:46.262</b>	+3:58.639	4:05.943	22.684	17.635
2	8:07:00.337	<b>53.058</b>	+5.435	19.239	17.687	16.132
3	8:07:49.431	<b>49.094</b>	+1.471	17.823	16.299	14.972
4	8:08:37.702	<b>48.271</b>	+0.648	17.442	16.003	14.826
5	8:09:25.661	<b>47.959</b>	+0.336	17.175	15.995	14.789
6	8:10:13.284	<b>47.623</b>		<b>17.060</b>	<b>15.901</b>	<b>14.662</b>

Lap	Time of Day	Lap Tm	Diff	S1 Tm	S2 Tm	S3 Tm
<b>(6) Markus Kajak</b>						
1	8:02:26.150	<b>1:02.066</b>	+14.438	23.307	20.427	18.332
2	8:03:19.399	<b>53.249</b>	+5.621	19.708	17.185	16.356

Lap	Time of Day	Lap Tm	Diff	S1 Tm	S2 Tm	S3 Tm
3	8:06:08.082	<b>2:48.683</b>	+2:01.055	2:08.970	22.497	17.216
4	8:06:59.969	<b>51.887</b>	+4.259	18.779	17.563	15.545
5	8:07:48.370	<b>48.401</b>	+0.773	17.413	16.176	14.812
6	8:08:36.457	<b>48.087</b>	+0.459	17.237	16.101	14.749
7	8:09:24.085	<b>47.628</b>		<b>17.041</b>	15.946	<b>14.641</b>
8	8:10:12.459	<b>48.374</b>	+0.746	17.265	<b>15.923</b>	15.186

Lap	Time of Day	Lap Tm	Diff	S1 Tm	S2 Tm	S3 Tm
<b>(46) Gianni Andrisani</b>						
1	8:02:10.988	<b>55.873</b>	+8.173	21.517	18.438	15.918
2	8:03:01.485	<b>50.497</b>	+2.797	18.268	16.818	15.411
3	8:06:04.859	<b>3:03.374</b>	+2:15.674	2:23.328	22.365	17.681
4	8:06:57.864	<b>53.005</b>	+5.305	20.441	17.253	15.311
5	8:07:47.228	<b>49.364</b>	+1.664	18.015	16.368	14.981
6	8:08:35.995	<b>48.767</b>	+1.067	17.375	16.591	14.801
7	8:09:24.020	<b>48.025</b>	+0.325	17.108	16.166	14.751
8	8:10:11.720	<b>47.700</b>		<b>17.029</b>	<b>16.014</b>	<b>14.657</b>

Lap	Time of Day	Lap Tm	Diff	S1 Tm	S2 Tm	S3 Tm
<b>(16) Guust Specken</b>						
1	8:06:42.599	<b>58.185</b>	+10.435	20.906	19.065	18.214
2	8:07:37.387	<b>54.788</b>	+7.038	22.671	16.857	15.260
3	8:08:26.112	<b>48.725</b>	+0.975	17.727	16.101	14.897
4	8:09:13.964	<b>47.852</b>	+0.102	17.123	15.986	14.743
5	8:10:01.714	<b>47.750</b>		<b>17.095</b>	<b>15.918</b>	<b>14.737</b>

Lap	Time of Day	Lap Tm	Diff	S1 Tm	S2 Tm	S3 Tm
<b>(76) Marek Skřivan</b>						
1	8:02:33.054	<b>58.847</b>	+11.062	21.908	19.480	17.459
2	8:03:27.127	<b>54.073</b>	+6.288	19.998	17.788	16.287
3	8:04:18.891	<b>51.764</b>	+3.979	18.739	16.816	16.209
4	8:07:27.769	<b>3:08.878</b>	+2:21.093	2:31.705	20.019	17.154
5	8:08:18.489	<b>50.720</b>	+2.935	18.239	17.030	15.451
6	8:09:06.734	<b>48.245</b>	+0.460	17.317	16.097	14.831
7	8:09:54.519	<b>47.785</b>		<b>17.045</b>	<b>15.995</b>	<b>14.745</b>
8	8:10:42.524	<b>48.005</b>	+0.220	17.169	16.036	14.800

Lap	Time of Day	Lap Tm	Diff	S1 Tm	S2 Tm	S3 Tm
<b>(10) Lukas Scherbinkas</b>						
1	8:02:27.747	<b>1:04.344</b>	+16.515	24.949	20.443	18.952
2	8:03:24.065	<b>56.318</b>	+8.489	21.734	18.171	16.413
3	8:04:13.911	<b>49.846</b>	+2.017	18.370	16.531	14.945
4	8:05:02.343	<b>48.432</b>	+0.603	17.392	16.160	14.880
5	8:05:52.227	<b>49.884</b>	+2.055	18.862	16.186	14.836
6	8:06:40.812	<b>48.585</b>	+0.756	17.493	16.162	14.930
7	8:07:29.211	<b>48.399</b>	+0.570	17.549	16.049	14.801
8	8:08:17.507	<b>48.296</b>	+0.467	17.412	16.117	14.767
9	8:09:05.442	<b>47.935</b>	+0.106	17.187	15.992	14.756
10	8:09:53.271	<b>47.829</b>		<b>17.142</b>	<b>15.980</b>	<b>14.707</b>
11	8:10:41.115	<b>47.844</b>	+0.015	<b>17.091</b>	16.025	14.728

Lap	Time of Day	Lap Tm	Diff	S1 Tm	S2 Tm	S3 Tm
<b>(19) Jannik Julius-Bernhart</b>						
1	8:02:26.806	<b>1:00.486</b>	+12.662	22.718	19.533	18.235
2	8:06:06.504	<b>3:39.698</b>	+2:51.864	2:58.249	23.063	18.386
3	8:07:00.604	<b>54.100</b>	+6.266	19.874	18.211	16.015
4	8:07:50.106	<b>49.502</b>	+1.668	17.842	16.251	15.409
5	8:08:38.691	<b>48.585</b>	+0.751	17.236	16.325	15.024
6	8:09:26.					

INT. ADAC Kartrennen Wackersdorf

DKM - KZ2

Pro Kart Raceland Wackersdorf 1,190 Km

Free Practice

21.09.2024 08:00

Practice (10:00 Time) started at 7:59:57

Lap	Time of Day	Lap Tm	Diff	S1 Tm	S2 Tm	S3 Tm
7	8:10:19.523	48.205	+0.298	17.114	16.082	15.009

(9) Andre Maticic

1	8:02:21.040	58.027	+10.116	22.752	18.514	16.761
2	8:03:13.540	52.500	+4.589	19.159	17.267	16.074
3	8:06:20.235	3:06.695	+2:18.784	2:26.431	22.256	18.008
4	8:07:12.393	52.168	+4.247	19.535	17.181	15.442
5	8:08:01.028	48.635	+0.724	17.586	16.106	14.943
6	8:08:49.251	48.223	+0.312	17.235	16.018	14.970
7	8:09:37.904	48.653	+0.742	17.137	16.322	15.194
8	8:10:25.815	47.911		17.265	15.903	14.743

(73) Valentino Fritsch

1	8:02:24.899	1:00.159	+12.228	23.137	19.245	17.777
2	8:06:56.772	4:31.873	+3:43.942	3:55.980	19.687	16.206
3	8:07:46.218	49.446	+1.515	18.124	16.319	15.003
4	8:08:34.396	48.178	+0.247	17.270	16.080	14.828
5	8:09:22.457	48.061	+0.130	17.173	16.029	14.859
6	8:10:10.388	47.931		17.094	16.013	14.824

(60) Nico Lemberg

1	8:02:12.613	54.152	+6.042	20.814	17.529	15.809
2	8:03:03.065	50.452	+2.342	18.347	16.535	15.570
3	8:06:05.382	3:02.317	+2:14.207	2:21.119	22.740	18.458
4	8:06:58.274	52.892	+4.782	20.216	17.404	15.272
5	8:07:47.791	49.517	+1.407	18.036	16.507	14.974
6	8:08:36.686	48.895	+0.785	17.535	16.509	14.851
7	8:09:24.796	48.110		17.230	16.127	14.753
8	8:10:13.056	48.260	+0.150	17.311	16.129	14.820

(41) Maddox Wirtz

1	8:02:27.894	1:01.010	+12.862	22.801	19.252	18.957
2	8:03:20.658	52.764	+4.616	19.841	17.173	15.750
3	8:04:10.543	49.885	+1.737	18.240	16.433	15.212
4	8:04:59.511	48.968	+0.820	17.585	16.325	15.058
5	8:05:49.464	49.953	+1.805	18.528	16.332	15.093
6	8:06:38.354	48.890	+0.742	17.473	16.345	15.072
7	8:07:27.247	48.893	+0.745	17.474	16.132	15.287
8	8:08:15.842	48.595	+0.447	17.468	16.127	15.000
9	8:09:04.232	48.390	+0.242	17.386	16.098	14.906
10	8:09:52.425	48.193	+0.045	17.340	16.044	14.809
11	8:10:40.573	48.148		17.299	16.063	14.786

(79) Sandro Holzem

1	8:02:33.814	57.639	+9.437	22.266	17.844	17.529
2	8:03:26.823	53.009	+4.807	19.849	17.334	15.826
3	8:04:17.222	50.399	+2.197	18.456	16.293	15.650
4	8:08:28.507	4:11.285	+3:23.083	3:28.110	24.953	18.222
5	8:09:19.192	50.685	+2.483	18.973	16.644	15.068
6	8:10:07.394	48.202		17.468	15.946	14.788

(65) Kipras Jurse

1	8:02:44.092	1:06.381	+18.040	24.971	21.227	20.183
2	8:03:40.980	56.888	+8.547	21.080	18.340	17.468
3	8:04:32.193	51.213	+2.872	18.844	17.014	15.355
4	8:05:23.296	51.103	+2.762	18.206	16.986	15.911
5	8:06:12.790	49.494	+1.153	17.823	16.652	15.019
6	8:07:01.959	49.169	+0.828	17.695	16.376	15.098
7	8:07:50.632	48.673	+0.332	17.552	16.161	14.960
8	8:08:41.244	50.612	+2.271	17.665	16.386	16.561
9	8:09:30.187	48.943	+0.602	17.745	16.237	14.961
10	8:10:18.528	48.341		17.389	16.056	14.896

(85) Anton Astashenko

1	8:02:44.436	1:04.849	+16.319	24.093	20.767	19.989
2	8:03:41.168	56.732	+8.202	21.192	18.425	17.115
3	8:04:32.526	51.358	+2.828	19.270	16.815	15.273
4	8:05:23.440	50.914	+2.384	18.197	17.063	15.654
5	8:06:13.448	50.008	+1.478	17.852	17.044	15.112
6	8:07:02.639	49.191	+0.661	17.717	16.362	15.112
7	8:07:51.600	48.961	+0.431	17.777	16.180	15.004
8	8:08:40.382	48.782	+0.252	17.481	16.223	15.078
9	8:09:29.231	48.849	+0.319	17.543	16.292	15.014
10	8:10:17.761	48.530		17.446	16.101	14.983

Lap	Time of Day	Lap Tm	Diff	S1 Tm	S2 Tm	S3 Tm
-----	-------------	--------	------	-------	-------	-------

(63) Karl Lukaschewsky

1	8:02:31.914	1:01.526	+12.982	22.675	19.648	19.203
2	8:07:28.166	4:56.252	+4:07.708	4:14.635	23.090	18.527
3	8:08:21.432	53.266	+4.722	19.659	17.954	15.653
4	8:09:10.598	49.166	+0.622	17.701	16.430	15.035
5	8:09:59.142	48.544		17.335	16.259	14.950

(80) Joel Ededahl

1	8:05:26.768	3:43.353	+2:54.692	3:07.824	18.919	16.610
2	8:06:19.424	52.656	+3.995	19.512	17.198	15.946
3	8:07:09.554	50.130	+1.469	17.975	16.873	15.282
4	8:07:58.880	49.326	+0.665	17.655	16.586	15.085
5	8:08:48.001	49.121	+0.460	17.678	16.417	15.026
6	8:09:36.662	48.661		17.436	16.244	14.981
7	8:10:25.331	48.669	+0.008	17.286	16.385	14.998

(89) Tobias Nath

1	8:02:41.946	59.377	+10.540	22.121	19.952	17.304
2	8:03:33.490	51.544	+2.707	19.139	16.970	15.435
3	8:04:22.994	49.504	+0.667	17.682	16.494	15.328
4	8:05:12.169	49.175	+0.338	17.558	16.413	15.204
5	8:06:03.407	51.238	+2.401	17.542	17.679	16.017
6	8:08:09.696	2:06.289	+1:17.452	1:34.349	16.692	15.248
7	8:08:58.806	49.110	+0.273	17.459	16.487	15.164
8	8:09:47.688	48.882	+0.045	17.408	16.346	15.128
9	8:10:36.525	48.837		17.432	16.279	15.126

(17) Nico Franke

1	8:02:34.265	57.317	+8.126	22.355	18.323	16.639
2	8:03:27.454	53.189	+3.998	19.969	17.323	15.897
3	8:04:18.580	51.126	+1.935	18.644	16.786	15.696
4	8:05:08.498	49.918	+0.727	17.956	16.652	15.310
5	8:06:00.453	51.955	+2.764	18.307	18.246	15.402
6	8:06:52.451	51.998	+2.807	18.081	16.542	17.375
7	8:07:42.259	49.808	+0.617	17.871	16.690	15.247
8	8:08:31.638	49.379	+0.188	17.632	16.502	15.245
9	8:09:20.829	49.191		17.548	16.405	15.238
10	8:10:10.049	49.220	+0.029	17.521	16.526	15.173

(84) Torsten Simon

1	8:02:44.725	1:04.515	+14.799	23.880	21.001	19.634
2	8:03:40.249	55.524	+5.808	22.303	17.320	15.901
3	8:04:30.544	50.295	+0.579	18.225	16.800	15.270
4	8:05:20.682	50.138	+0.422	18.061	16.855	15.222
5	8:06:10.475	49.793	+0.077	18.021	16.569	15.203
6	8:07:00.749	50.274	+0.558	18.205	16.560	15.509
7	8:07:50.465	49.716		17.993	16.504	15.219
8	8:08:41.449	50.984	+1.268	17.680	16.956	16.348

Orbits



## DKM - KZ2

## Qualifying Practice

Track length: 1.190 Km

Session Started: 10:24:59

Best Lap by: 6 - Markus Kajak - 47.185

Rank	#	Driver	Nat	Sponsor Entrant	Nat	License E-License	Make	laps	Best Lap	Diff	In Lap	Penalty
1	6	Markus Kajak	EST	Maranello SRP Factory Team	DEU	ITE26214 KBF38275	Maranello/TM/Vega	4	47.185		4	
2	1	Stan Pex	NLD	SP Motorsport	NLD	ITE31772 IBL47253	Kart Republic/TM/Vega	4	47.282	0.097	3	
3	5	David Trefilov	DEU	Maranello SRP Factory Team	DEU	ITE 16049 KBF38275	Maranello/TM /Vega	4	47.291	0.106	4	
4	81	Juho Valtanen	FIN	Dörr Motorsport	DEU	ITF23575347 BIC16982	KR/IAME /Vega	4	47.324	0.139	4	
5	88	Lenny Ried	DEU	Lanari Racing Team	DEU	ITE 10696 KBF17166	KR/TM /Vega	4	47.517	0.332	4	
6	76	Marek Skřivan	CZE	IPK Factory Team	CZE	ITE24AS0203 IBL2400631	IPK/TM /Vega	4	47.525	0.340	4	
7	79	Sandro Holzem	DEU	Dörr Motorsport	DEU	ITC-C11248 DMSB Int. Club Bewerber Lizenz16982	KR/IAME /Vega	4	47.545	0.360	4	
8	83	Linus Hensen	DEU	Mach1 Motorsport/Kartschmie.de	DEU	ITE 10705 KBF39310	Mach1/TM/Vega	4	47.545	0.360	4	
9	9	Andre Maticic	DEU	Solgat Motorsport	DEU	ITE 34369 KBF42332	Birel ART/TM/Vega	4	47.559	0.374	4	
10	10	Lukas Scherbinkas	DEU	NSL Racing	LTU	ITE11348 IBL2024-KL/10	Energy/TM/Vega	4	47.578	0.393	4	
11	16	Guust Specken	NLD	CRG Holland	NLD	ITE33443 IBL15521	CRG/TM/Vega	4	47.614	0.429	4	
12	73	Valentino Fritsch	DEU	Dörr Motorsport	DEU	ITE12819 BIC16982	KR/IAME/Vega	4	47.633	0.448	4	
13	19	Jannik Julius-Bernhart	AUT	Dörr Motorsport	DEU	ITEJK2048 BIF38420	KR/IAME/Vega	4	47.680	0.495	4	
14	69	Jorrit Pex	NLD	SP Motorsport	NLD	ITE27382 IBL47253006	KR/TM/Vega	4	47.686	0.501	4	
15	12	Lukas Schächer	DEU	TB Racing Team	DEU	ITE 28091 KBF38262	KR/TM/Vega	4	47.706	0.521	4	
16	65	Kipras Jurse	LTU	Paske Racing	LTU	ITE2024-ITE/001 IBL2024-KL/05	Righetti Ridolfi/TM/Vega	4	47.732	0.547	4	
17	63	Karl Lukasczewsky	DEU	Maranello SRP Factory Team	DEU	ITE 36974 KBF38275	Maranello/TM/Vega	4	47.775	0.590	3	
18	60	Nico Lemberg	FIN	Kali Kart Finland	FIN	ITE34752735 IBL50125317	Kali Kart/TM/Vega	4	47.865	0.680	3	
19	46	Gianni Andrisani	DEU	TB Racing Team	DEU	ITE13762 KBF38262	KR/TM/Vega	4	47.870	0.685	3	
20	80	Joel Ededahl	SWE	Joel Ededahl	SWE	ITE12493 IDC12493	Parolin/TM/Vega	6	48.212	1.027	4	
21	70	Matej Kacovsky	CZE	Spirit Racing s.r.o	CZE	ITC-C24AS0641 IBL24AT00161	Birel Art/TM /Vega	4	48.251	1.066	3	
22	85	Anton Astashenko	LVA	Paske Racing	LTU	ITEAA12929LV24 IBL2024-KL/05	BirelArt/TM /Vega	4	48.539	1.354	3	
23	89	Tobias Nath	DEU	Dörr Motorsport	DEU	ITE29314 BIF38420	KR/t.b.a./Vega	4	48.696	1.511	3	
24	84	Torsten Simon	DEU	Torsten Simon	DEU	ITE11252 11252	Tony Kart/VORTEX/Vega	6	48.830	1.645	6	
25	17	Nico Franke	DEU	ADAC Berlin-Brandenburg e.V. SG Samuelkart	NLD	ITE42574 IBL57205001	CRG/TM/Vega	5	49.098	1.913	5	
26	13	Christiaan de Kleijn	NLD	CRG Holland	NLD	ITE44092 IBL15521	CRG/TM/Vega	3	49.673	2.488	2	
27	41	Maddox Wirtz	DEU	VDB Kart Racing	DEU	ITE 39902 KBF42053	Birel Art/TM/Vega	1	51.267	4.082	1	


Timekeeper  
M.Riehmers

Race Director  
H.Seidel

Page 1/1

These results are provisional until the conclusion of any judicial and technical matters!

Printed: 21.09.2024 / 10:40



INT. ADAC Kartrennen Wackersdorf

DKM - KZ2

Pro Kart Raceland Wackersdorf 1,190 Km

Qualifying Practice

21.09.2024 10:25

Qualifying (6:00 Time) started at 10:24:59

Lap	Time of Day	Lap Tm	Diff	S1 Tm	S2 Tm	S3 Tm
<b>(6) Markus Kajak</b>						
1	10:28:53.077	<b>49.216</b>	+2.031	18.191	16.224	14.801
2	10:29:40.721	<b>47.644</b>	+0.459	17.091	15.903	14.650
3	10:30:28.193	<b>47.472</b>	+0.287	16.904	15.900	14.668
4	10:31:15.378	<b>47.185</b>		<b>16.816</b>	<b>15.766</b>	<b>14.603</b>

<b>(1) Stan Pex</b>						
1	10:28:54.508	<b>49.361</b>	+2.079	18.223	16.376	14.762
2	10:29:42.202	<b>47.694</b>	+0.412	17.145	15.897	14.652
3	10:30:29.484	<b>47.282</b>		16.972	<b>15.718</b>	<b>14.592</b>
4	10:31:16.793	<b>47.309</b>	+0.027	<b>16.926</b>	15.760	14.623

<b>(5) David Trefilov</b>						
1	10:28:53.703	<b>50.188</b>	+2.842	19.061	16.235	14.847
2	10:29:41.356	<b>47.653</b>	+0.362	17.059	15.936	14.658
3	10:30:28.671	<b>47.315</b>	+0.024	16.973	<b>15.786</b>	<b>14.556</b>
4	10:31:15.962	<b>47.291</b>		<b>16.892</b>	15.826	14.573

<b>(81) Juho Valtanen</b>						
1	10:29:03.740	<b>52.051</b>	+4.727	18.276	18.126	15.649
2	10:29:51.829	<b>48.089</b>	+0.765	17.193	15.896	15.000
3	10:30:40.071	<b>48.242</b>	+0.918	17.279	16.251	14.712
4	10:31:27.395	<b>47.324</b>		<b>16.945</b>	<b>15.804</b>	<b>14.575</b>

<b>(88) Lenny Ried</b>						
1	10:29:04.131	<b>52.208</b>	+4.691	18.364	18.067	15.777
2	10:29:54.219	<b>50.088</b>	+2.571	17.366	17.254	15.468
3	10:30:42.196	<b>47.977</b>	+0.460	17.108	15.912	14.957
4	10:31:29.713	<b>47.517</b>		<b>17.016</b>	<b>15.836</b>	<b>14.665</b>

<b>(76) Marek Skřivan</b>						
1	10:29:01.300	<b>51.513</b>	+3.988	18.287	17.539	15.687
2	10:29:50.354	<b>49.054</b>	+1.529	17.215	16.027	15.812
3	10:30:38.568	<b>48.214</b>	+0.689	17.289	16.030	14.895
4	10:31:26.093	<b>47.525</b>		<b>16.992</b>	<b>15.937</b>	<b>14.596</b>

<b>(79) Sandro Holzem</b>						
1	10:29:04.395	<b>49.998</b>	+2.453	17.620	16.672	15.706
2	10:29:52.491	<b>48.096</b>	+0.551	17.475	15.986	14.635
3	10:30:40.288	<b>47.797</b>	+0.252	17.178	15.868	14.751
4	10:31:27.833	<b>47.545</b>		<b>17.177</b>	<b>15.778</b>	<b>14.590</b>

<b>(83) Linus Hensen</b>						
1	10:29:04.040	<b>50.088</b>	+2.543	17.591	16.939	15.558
2	10:29:52.248	<b>48.208</b>	+0.663	17.133	15.961	15.114
3	10:30:40.999	<b>48.751</b>	+1.206	18.139	15.851	14.761
4	10:31:28.544	<b>47.545</b>		<b>17.015</b>	<b>15.836</b>	<b>14.694</b>

<b>(9) Andre Maticic</b>						
1	10:29:02.791	<b>51.207</b>	+3.648	18.243	17.195	15.769
2	10:29:51.214	<b>48.423</b>	+0.864	17.460	16.067	14.896
3	10:30:39.190	<b>47.976</b>	+0.417	17.214	15.950	14.812
4	10:31:26.749	<b>47.559</b>		<b>17.024</b>	<b>15.848</b>	<b>14.687</b>

<b>(10) Lukas Scherbinskas</b>						
1	10:29:05.141	<b>51.676</b>	+4.097	17.764	17.949	15.962
2	10:29:54.480	<b>49.339</b>	+1.761	17.605	16.468	15.266
3	10:30:42.474	<b>47.994</b>	+0.416	17.247	15.852	14.895
4	10:31:30.052	<b>47.578</b>		<b>17.153</b>	<b>15.802</b>	<b>14.623</b>

<b>(16) Guust Specken</b>						
1	10:29:02.654	<b>53.551</b>	+5.937	18.679	19.450	15.422
2	10:29:50.888	<b>48.234</b>	+0.620	17.357	15.923	14.954
3	10:30:38.645	<b>47.757</b>	+0.143	17.107	15.926	14.724
4	10:31:26.259	<b>47.614</b>		<b>17.076</b>	<b>15.865</b>	<b>14.673</b>

<b>(73) Valentino Fritsch</b>						
1	10:28:43.034	<b>51.087</b>	+3.454	19.699	16.483	14.905
2	10:29:30.861	<b>47.827</b>	+0.194	17.163	15.946	<b>14.718</b>
3	10:30:18.523	<b>47.662</b>	+0.029	17.048	15.895	14.719
4	10:31:06.156	<b>47.633</b>		<b>17.045</b>	<b>15.853</b>	14.735

<b>(19) Jannik Julius-Bernhart</b>						
------------------------------------	--	--	--	--	--	--

Lap	Time of Day	Lap Tm	Diff	S1 Tm	S2 Tm	S3 Tm
1	10:29:20.436	<b>51.961</b>	+4.281	19.080	17.403	15.478
2	10:30:08.974	<b>48.538</b>	+0.858	17.374	16.271	14.893
3	10:30:56.687	<b>47.713</b>	+0.033	<b>17.024</b>	<b>15.839</b>	14.850
4	10:31:44.367	<b>47.680</b>		17.054	15.892	<b>14.734</b>

<b>(69) Jorrit Pex</b>						
1	10:29:00.588	<b>52.847</b>	+5.161	18.042	19.688	15.117
2	10:29:49.977	<b>49.389</b>	+1.703	17.205	16.378	15.806
3	10:30:38.203	<b>48.226</b>	+0.540	17.168	16.084	14.974
4	10:31:26.889	<b>47.686</b>		<b>17.051</b>	<b>15.801</b>	<b>14.834</b>

<b>(12) Lukas Schächer</b>						
1	10:29:00.896	<b>52.364</b>	+4.658	18.469	18.722	15.173
2	10:29:49.668	<b>48.772</b>	+1.066	17.239	16.203	15.330
3	10:30:37.519	<b>47.851</b>	+0.145	17.235	15.941	<b>14.675</b>
4	10:31:25.225	<b>47.706</b>		<b>17.089</b>	<b>15.880</b>	14.737

<b>(65) Kipras Jurse</b>						
1	10:29:01.651	<b>50.386</b>	+2.654	18.111	16.943	15.332
2	10:29:50.285	<b>48.634</b>	+0.902	17.397	16.034	15.203
3	10:30:39.463	<b>49.178</b>	+1.446	17.944	16.300	14.934
4	10:31:27.195	<b>47.732</b>		<b>17.203</b>	<b>15.813</b>	<b>14.716</b>

<b>(63) Karl Lukaschewsky</b>						
1	10:28:54.919	<b>49.909</b>	+2.134	18.135	16.806	14.968
2	10:29:42.900	<b>47.981</b>	+0.206	17.228	16.031	14.722
3	10:30:30.675	<b>47.775</b>		<b>17.080</b>	15.944	14.751
4	10:31:18.636	<b>47.961</b>	+0.186	17.311	<b>15.930</b>	<b>14.720</b>

<b>(60) Nico Lemberg</b>						
1	10:29:07.177	<b>50.735</b>	+2.870	18.189	16.596	15.950
2	10:29:56.299	<b>49.122</b>	+1.257	17.205	15.949	15.968
3	10:30:44.164	<b>47.865</b>		<b>17.071</b>	<b>15.907</b>	14.887
4	10:31:32.760	<b>48.596</b>	+0.731	17.125	16.680	<b>14.791</b>

<b>(46) Gianni Andrisani</b>						
1	10:29:04.775	<b>52.129</b>	+4.259	17.916	18.258	15.955
2	10:29:55.995	<b>51.220</b>	+3.350	17.795	17.001	16.424
3	10:30:43.865	<b>47.870</b>		<b>17.010</b>	<b>15.891</b>	<b>14.969</b>
4	10:31:33.168	<b>49.303</b>	+1.433	17.050	16.912	15.341

<b>(80) Joel Ede Dahl</b>						
1	10:27:13.217	<b>50.192</b>	+1.980	18.407	16.545	15.240
2	10:28:06.823	<b>53.606</b>	+5.394	20.665	17.738	15.203
3	10:28:55.679	<b>48.856</b>	+0.644	17.673	16.273	14.910
4	10:29:43.891	<b>48.212</b>		<b>17.287</b>	<b>16.106</b>	<b>14.819</b>
5	10:30:32.843	<b>48.952</b>	+0.740	17.363	16.201	15.388
6	10:31:22.757	<b>49.914</b>	+1.702	17.588	16.240	16.086

<b>(70) Matej Kacovsky</b>						
1	10:29:08.140	<b>51.171</b>	+2.920	18.574	17.059	15.538
2	10:29:56.426	<b>48.286</b>	+0.035	17.310	16.072	14.904
3	10:30:44.677	<b>48.251</b>		17.326	<b>15.963</b>	14.962
4	10:31:33.021	<b>48.344</b>	+0.093	<b>17.018</b>	16.466	<b>14.860</b>

<b>(85) Anton Astashenko</b>						
1	10:29:09.451	<b>51.026</b>	+2.487	19.579	16.347	15.100
2	10:29:58.018	<b>48.567</b>	+0.028	17.451	16.093	<b>15.023</b>
3	10:30:46.557	<b>48.539</b>		<b>17.390</b>	<b>16.073</b>	15.076
4	10:31:40.749	<b>54.192</b>	+5.653	21.703	17.445	15.044

<b>(89) Tobias Nath</b>						
1	10:29:05.310	<b>50.652</b>	+1.956	17.827	16.894	15.931
2	10:29:54.761	<b>49.451</b>	+0.755	17.664	16.400	15.387
3	10:30:43.457	<b>48.696</b>		<b>17.339</b>	<b>16.169</b>	15.188
4	10:31:33.543	<b>50.086</b>	+1.390	17.473	17.426	<b>15.187</b>

<b>(84) Torsten Simon</b>						
1	10:27:11.110	<b>53.083</b>	+4.253	19.954	17.340	15.789
2	10:28:06.571	<b>55.461</b>	+6.631	21.669	18.337	15.455
3	10:28:57.258	<b>50.687</b>	+1.857	18.602	16.780	15.305
4	10:29:46.550	<b>49.292</b>	+0.462	17.717	16.430	15.145
5	10:30:35.423	<b>48.873</b>	+0.043	17.493	16.326	<b>15.054</b>
6	10:31:24.253	<b>48.830</b>		<b>17.487</b>	<b>16.239</b>	15.104

Orbits



INT. ADAC Kartrennen Wackersdorf

DKM - KZ2


Pro Kart Raceland Wackersdorf 1,190 Km

Qualifying Practice

21.09.2024 10:25

Qualifying (6:00 Time) started at 10:24:59

Lap	Time of Day	Lap Tm	Diff	S1 Tm	S2 Tm	S3 Tm	Lap	Time of Day	Lap Tm	Diff	S1 Tm	S2 Tm	S3 Tm
[17] Nico Franke													
1	10:28:21.403	<b>1:01.774</b>	+12.676	22.541	22.258	16.975							
2	10:29:10.705	<b>49.302</b>	+0.204	17.776	16.399	15.127							
3	10:30:00.042	<b>49.337</b>	+0.239	<b>17.474</b>	16.538	15.325							
4	10:30:49.545	<b>49.503</b>	+0.405	17.482	16.412	15.609							
5	10:31:38.643	<b>49.098</b>		17.636	<b>16.356</b>	<b>15.106</b>							
[13] Christiaan de Kleijn													
1	10:29:02.224	<b>53.351</b>	+3.678	18.781	19.144	<b>15.426</b>							
2	10:29:51.897	<b>49.673</b>		<b>17.289</b>	<b>15.977</b>	16.407							
3	10:31:12.420	<b>1:20.523</b>	+30.850	18.962	16.228	45.333							
[41] Maddox Wirtz													
1	10:29:01.395	<b>51.267</b>		<b>18.082</b>	<b>17.767</b>	<b>15.418</b>							



DKM Round 6

Class: DKM - KZ2

Date/Time: 21.09.2024 13:40

Track:

Wackersdorf II

Heat:

Heat 1

Laps:

12 laps

Edition 1

			18	
			17	
			16	
			15	
Maddox Wirtz	41	Birel Art/TM/Vega	14	
	27			
Nico Franke	17	CRG/TM/Vega	13	Christiaan de Kleijn
	25			13
				26
Tobias Nath	89	KR/t.b.a./Vega	12	Torsten Simon
	23			84
				24
Matej Kacovsky	70	Birel Art/TM /Vega	11	Anton Astashenko
	21			85
				22
Gianni Andrisani	46	KR/TM/Vega	10	Joel Ededahl
	19			80
				20
Karl Lukaschewsky	63	Maranello/TM/V ega	9	Nico Lemberg
	17			60
				18
Lukas Schächer	12	KR/TM/Vega	8	Kipras Jurse
	15			65
				16
Jannik Julius-Bernhart	19	KR/IAME/Vega	7	Jorrit Pex
	13			69
				14
Guust Specken	16	CRG/TM/Vega	6	Valentino Fritsch
	11			73
				12
Andre Maticic	9	Birel ART/TM/Vega	5	Lukas Scherbinskas
	9			10
				10
Sandro Holzem	79	KR/IAME /Vega	4	Linus Hensen
	7			83
				8
Lenny Ried	88	KR/TM /Vega	3	Marek Skřivan
	5			76
				6
David Trefilov	5	Maranello/TM /Vega	2	Juho Valtanen
	3			81
				4
Markus Kajak	6	Maranello/TM/V ega	1	Stan Pex
	1			1
				2

Pole Position

printed 21.09.2024 10:43



DKM Round 6

Class: DKM - KZ2

Date/Time: 21.09.2024 17:15

Track:

Heat:

Laps:

Wackersdorf II

Heat 2

12 laps

Edition 1

			18	
			17	
			16	
			15	
Maddox Wirtz	41	Birel Art/TM/Vega	14	
	27			
Nico Franke	17	CRG/TM/Vega	13	Christiaan de Kleijn
	25			13
				26
Tobias Nath	89	KR/t.b.a./Vega	12	Torsten Simon
	23			84
				24
Matej Kacovsky	70	Birel Art/TM /Vega	11	Anton Astashenko
	21			85
				22
Gianni Andrisani	46	KR/TM/Vega	10	Joel Ededahl
	19			80
				20
Karl Lukaschewsky	63	Maranello/TM/V ega	9	Nico Lemberg
	17			60
				18
Lukas Schächer	12	KR/TM/Vega	8	Kipras Jurse
	15			65
				16
Jannik Julius-Bernhart	19	KR/IAME/Vega	7	Jorrit Pex
	13			69
				14
Guust Specken	16	CRG/TM/Vega	6	Valentino Fritsch
	11			73
				12
Andre Maticic	9	Birel ART/TM/Vega	5	Lukas Scherbinskas
	9			10
				10
Sandro Holzem	79	KR/IAME /Vega	4	Linus Hensen
	7			83
				8
Lenny Ried	88	KR/TM /Vega	3	Marek Skřivan
	5			76
				6
David Trefilov	5	Maranello/TM /Vega	2	Juho Valtanen
	3			81
				4
Markus Kajak	6	Maranello/TM/V ega	1	Stan Pex
	1			1
				2

Pole Position

Row

printed 21.09.2024 10:43



## DKM - KZ2

## Qualifying Heat 1

Track length: 1.190 Km

Race Started: 13:43:57

Best Lap by: 5 - David Trefilov - 47.267

Rank	#	Driver	Nat	Sponsor Entrant	Nat	License E-License	Make	laps	T. Time Diff	Best Lap	Penalty	Points
1	0	6 Markus Kajak	EST	Maranello SRP Factory Team	DEU	ITE26214 KBF38275	Maranello/TM/Vega	12	9:33.619	47.302		50
2	1	5 David Trefilov	DEU	Maranello SRP Factory Team	DEU	ITE 16049 KBF38275	Maranello/TM /Vega	12	9:34.071 0.452	47.267		44
3	-1	1 Stan Pex	NLD	SP Motorsport	NLD	ITE31772 IBL47253	Kart Republic/TM/Vega	12	9:35.239 1.620	47.364		41
4	0	81 Juho Valtanen	FIN	Dörr Motorsport	DEU	ITF23575347 BIC16982	KR/IAME /Vega	12	9:37.644 4.025	47.589		38
5	6	16 Guust Specken	NLD	CRG Holland	NLD	ITE33443 IBL15521	CRG/TM/Vega	12	9:38.586 4.967	47.661		36
6	8	69 Jorrit Pex	NLD	SP Motorsport	NLD	ITE27382 IBL47253006	KR/TM/Vega	12	9:40.999 7.380	47.806		34
7	2	9 Andre Matisic	DEU	Soigat Motorsport	DEU	ITE 34369 KBF42332	Birel ART/TM/Vega	12	9:41.347 7.728	47.744		32
8	4	73 Valentino Fritsch	DEU	Dörr Motorsport	DEU	ITE12819 BIC16982	KR/IAME/Vega	12	9:41.675 8.056	47.777		30
9	8	63 Karl Lukaschewsky	DEU	Maranello SRP Factory Team	DEU	ITE 36974 KBF38275	Maranello/TM/Vega	12	9:44.969 11.350	47.740		28
10	9	46 Gianni Andrisani	DEU	TB Racing Team	DEU	ITE13762 KBF38262	KR/TM/Vega	12	9:45.735 12.116	47.644		27
11	-4	79 Sandro Holzem	DEU	Dörr Motorsport	DEU	ITC-C11248 DMSB Int. Q10-avetter User1692	KR/IAME /Vega	12	9:46.125 12.506	47.760		26
12	4	65 Kipras Jurse	LTU	Paske Racing	LTU	ITE2024-ITE/001 IBL2024-KL/05	Righetti Ridolfi/TM/Vega	12	9:46.999 13.380	47.955		25
13	-3	10 Lukas Scherbinskas	DEU	NSL Racing	LTU	ITE11348 IBL2024-KL/10	Energy/TM/Vega	12	9:48.119 14.500	47.553	+ 5 sec	24
14	12	13 Christiaan de Kleijn	NLD	CRG Holland	NLD	ITE44092 IBL15521	CRG/TM/Vega	12	9:48.629 15.010	47.709		23
15	3	60 Nico Lemberg	FIN	Kali Kart Finland	FIN	ITE34752735 IBL50125317	Kali Kart/TM/Vega	12	9:48.962 15.343	47.899		22
16	-8	83 Linus Hensen	DEU	Mach1 Motorsport/Kartschmie.de	DEU	ITE 10705 KBF39310	Mach1/TM/Vega	12	9:49.783 16.164	47.829		21
17	4	70 Matej Kacovsky	CZE	Spirit Racing s.r.o	CZE	ITC-C24AS0641 IBL24AT00161	Birel Art/TM /Vega	12	9:54.233 20.614	47.760	+ 5 sec	20
18	9	41 Maddox Wirtz	DEU	VDB Kart Racing	DEU	ITE 39902 KBF42053	Birel Art/TM/Vega	12	9:54.835 21.216	47.761	+ 5 sec	19
19	1	80 Joel Ededahl	SWE	Joel Ededahl	SWE	ITE12493 IDC12493	Parolin/TM/Vega	12	9:55.386 21.767	48.547		18
20	3	89 Tobias Nath	DEU	Dörr Motorsport	DEU	ITE29314 BIF38420	KR/t.b.a./Vega	12	9:55.825 22.206	48.577		17
21	3	84 Torsten Simon	DEU	Torsten Simon	DEU	ITE11252 11252	Tony Kart/VORTEX/Vega	12	9:58.357 24.738	48.615		16
22	3	17 Nico Franke	DEU	ADAC Berlin-Brandenburg e.V. SG Samuelkart	NLD	ITE42574 IBL57205001	CRG/TM/Vega	12	9:59.487 25.868	48.881		15
23	-17	76 Marek Skrivan	CZE	IPK Factory Team	CZE	ITE24AS0203 IBL2400631	IPK/TM /Vega	12	10:13.459 39.840	47.676		14
24	-19	88 Lenny Ried	DEU	Lanari Racing Team	DEU	ITE 10696 KBF17166	KR/TM /Vega	5	4:17.183 7 Laps	48.422		13
25	-12	19 Jannik Julius-Bernhart	AUT	Dörr Motorsport	DEU	ITEJK2048 BIF38420	KR/IAME/Vega	5	4:31.198 7 Laps	47.883	+ 5 sec	12
26	-11	12 Lukas Schächer	DEU	TB Racing Team	DEU	ITE 28091 KBF38262	KR/TM/Vega	3	2:36.628 9 Laps	50.339		11
27	-5	85 Anton Astashenko	LVA	Paske Racing	LTU	ITEAA12929LV24 IBL2024-KL/05	BirelArt/TM /Vega	1	59.443 11 Laps	56.843		10

### Announcements

# 41,70,10,19 + 5 sec front fairing


Timekeeper  
M.Riehmers

Race Director  
H.Seidel

Page 1/1

These results are provisional until the conclusion of any judicial and technical matters!

Printed: 21.09.2024 / 14:07





INT. ADAC Kartrennen Wackersdorf

DKM - KZ2

Pro Kart Raceland Wackersdorf 1,190 Km

Qualifying Heat 1

21.09.2024 13:40

Race (12 Laps) started at 13:43:57

Lap	Time of Day	Lap Tm	Diff	S1 Tm	S2 Tm	S3 Tm
<b>(6) Markus Kajak</b>						
1	13:44:47.514	<b>50.132</b>	+2.830	18.974	16.224	14.934
2	13:45:35.653	<b>48.139</b>	+0.837	17.269	16.075	14.795
3	13:46:23.738	<b>48.085</b>	+0.783	17.158	16.121	14.806
4	13:47:11.393	<b>47.655</b>	+0.353	17.051	15.926	14.678
5	13:47:58.967	<b>47.574</b>	+0.272	16.985	15.915	14.674
6	13:48:46.477	<b>47.510</b>	+0.208	16.947	15.852	14.711
7	13:49:33.861	<b>47.384</b>	+0.082	16.950	15.791	14.643
8	13:50:21.300	<b>47.439</b>	+0.137	16.944	15.874	14.621
9	13:51:08.679	<b>47.379</b>	+0.077	16.959	15.804	14.616
10	13:51:55.981	<b>47.302</b>		<b>16.931</b>	<b>15.767</b>	<b>14.604</b>
11	13:52:43.397	<b>47.416</b>	+0.114	16.975	15.785	14.656
12	13:53:31.001	<b>47.604</b>	+0.302	16.995	15.821	14.788

Lap	Time of Day	Lap Tm	Diff	S1 Tm	S2 Tm	S3 Tm
<b>(9) Andre Maticic</b>						
1	13:44:50.865	<b>52.376</b>	+4.632	20.336	16.881	15.159
2	13:45:39.460	<b>48.595</b>	+0.851	17.423	16.228	14.944
3	13:46:27.606	<b>48.146</b>	+0.402	17.296	16.033	14.817
4	13:47:15.692	<b>48.086</b>	+0.342	17.239	15.975	14.872
5	13:48:03.805	<b>48.113</b>	+0.369	17.390	15.938	14.785
6	13:48:51.549	<b>47.744</b>		17.108	<b>15.875</b>	<b>14.761</b>
7	13:49:39.363	<b>47.814</b>	+0.070	<b>17.083</b>	15.943	14.788
8	13:50:27.273	<b>47.910</b>	+0.166	17.162	15.937	14.811
9	13:51:15.072	<b>47.799</b>	+0.055	17.121	15.901	14.777
10	13:52:02.888	<b>47.816</b>	+0.072	17.114	15.935	14.767
11	13:52:50.681	<b>47.793</b>	+0.049	17.110	15.909	14.774
12	13:53:38.729	<b>48.048</b>	+0.304	17.213	16.001	14.834

Lap	Time of Day	Lap Tm	Diff	S1 Tm	S2 Tm	S3 Tm
<b>(5) David Trefilov</b>						
1	13:44:47.925	<b>50.134</b>	+2.867	19.125	16.173	14.836
2	13:45:36.086	<b>48.161</b>	+0.894	17.354	16.005	14.802
3	13:46:24.123	<b>48.037</b>	+0.770	17.227	16.044	14.766
4	13:47:12.191	<b>48.068</b>	+0.801	17.110	16.214	14.744
5	13:47:59.741	<b>47.550</b>	+0.283	17.040	15.851	14.659
6	13:48:47.277	<b>47.536</b>	+0.269	16.954	15.894	14.688
7	13:49:34.627	<b>47.350</b>	+0.083	16.910	15.801	14.639
8	13:50:22.069	<b>47.442</b>	+0.175	16.956	15.860	14.626
9	13:51:09.380	<b>47.311</b>	+0.044	16.901	15.786	<b>14.624</b>
10	13:51:56.729	<b>47.349</b>	+0.082	16.937	<b>15.751</b>	14.661
11	13:52:43.996	<b>47.267</b>		<b>16.884</b>	15.756	14.627
12	13:53:31.453	<b>47.457</b>	+0.190	17.062	15.767	14.628

Lap	Time of Day	Lap Tm	Diff	S1 Tm	S2 Tm	S3 Tm
<b>(73) Valentino Fritsch</b>						
1	13:44:51.347	<b>52.598</b>	+4.821	20.242	17.135	15.221
2	13:45:39.785	<b>48.438</b>	+0.661	17.412	16.166	14.860
3	13:46:27.919	<b>48.134</b>	+0.357	17.250	16.092	14.792
4	13:47:15.912	<b>47.993</b>	+0.216	17.135	16.054	14.804
5	13:48:04.230	<b>48.318</b>	+0.541	17.418	16.125	14.775
6	13:48:52.051	<b>47.821</b>	+0.044	<b>17.063</b>	15.991	14.767
7	13:49:39.872	<b>47.821</b>	+0.044	17.081	15.959	14.781
8	13:50:27.772	<b>47.900</b>	+0.123	17.152	15.960	14.788
9	13:51:15.549	<b>47.777</b>		17.083	15.944	14.750
10	13:52:03.375	<b>47.826</b>	+0.049	17.145	<b>15.940</b>	<b>14.741</b>
11	13:52:51.191	<b>47.816</b>	+0.039	17.088	15.962	14.766
12	13:53:39.057	<b>47.866</b>	+0.089	17.134	15.972	14.760

Lap	Time of Day	Lap Tm	Diff	S1 Tm	S2 Tm	S3 Tm
<b>(1) Stan Pex</b>						
1	13:44:47.683	<b>50.255</b>	+2.891	19.177	16.148	14.930
2	13:45:35.851	<b>48.168</b>	+0.804	17.399	15.990	14.779
3	13:46:23.914	<b>48.063</b>	+0.699	17.173	16.077	14.813
4	13:47:12.388	<b>48.474</b>	+1.110	17.253	16.503	14.718
5	13:48:00.028	<b>47.640</b>	+0.276	17.136	15.835	14.669
6	13:48:47.577	<b>47.549</b>	+0.185	17.027	15.802	14.720
7	13:49:35.143	<b>47.566</b>	+0.202	17.025	15.846	14.695
8	13:50:22.608	<b>47.465</b>	+0.101	16.988	15.853	<b>14.624</b>
9	13:51:10.047	<b>47.439</b>	+0.075	16.997	15.816	14.626
10	13:51:57.556	<b>47.509</b>	+0.145	17.043	15.834	14.632
11	13:52:44.920	<b>47.364</b>		<b>16.981</b>	<b>15.748</b>	14.635
12	13:53:32.621	<b>47.701</b>	+0.337	17.086	15.894	14.721

Lap	Time of Day	Lap Tm	Diff	S1 Tm	S2 Tm	S3 Tm
<b>(63) Karl Lukaschewsky</b>						
1	13:44:52.765	<b>53.459</b>	+5.719	20.119	17.699	15.641
2	13:45:42.414	<b>49.649</b>	+1.909	18.154	16.558	14.937
3	13:46:30.857	<b>48.443</b>	+0.703	17.358	16.203	14.882
4	13:47:18.959	<b>48.102</b>	+0.362	17.277	16.037	14.788
5	13:48:07.185	<b>48.226</b>	+0.486	17.260	16.044	14.922
6	13:48:55.145	<b>47.960</b>	+0.220	17.125	16.073	14.762
7	13:49:42.985	<b>47.840</b>	+0.100	17.084	15.971	14.785
8	13:50:30.807	<b>47.822</b>	+0.082	17.104	16.027	<b>14.691</b>
9	13:51:18.547	<b>47.740</b>		<b>17.080</b>	15.961	14.699
10	13:52:06.515	<b>47.968</b>	+0.228	17.149	16.059	14.760
11	13:52:54.338	<b>47.823</b>	+0.083	17.095	15.937	14.791
12	13:53:42.351	<b>48.013</b>	+0.273	17.186	<b>15.929</b>	14.898

Lap	Time of Day	Lap Tm	Diff	S1 Tm	S2 Tm	S3 Tm
<b>(81) Juho Valtanen</b>						
1	13:44:48.182	<b>50.268</b>	+2.679	19.236	16.153	14.879
2	13:45:36.399	<b>48.217</b>	+0.628	17.308	16.117	14.792
3	13:46:24.476	<b>48.077</b>	+0.488	17.180	16.089	14.808
4	13:47:13.186	<b>48.710</b>	+1.121	17.156	16.634	14.920
5	13:48:01.174	<b>47.988</b>	+0.399	17.281	15.997	14.710
6	13:48:48.880	<b>47.706</b>	+0.117	17.078	15.953	14.675
7	13:49:36.678	<b>47.798</b>	+0.209	17.146	<b>15.850</b>	14.802
8	13:50:24.317	<b>47.639</b>	+0.050	17.055	15.871	14.713
9	13:51:12.030	<b>47.713</b>	+0.124	17.081	15.947	14.685
10	13:51:59.762	<b>47.732</b>	+0.143	<b>17.043</b>	15.882	14.807
11	13:52:47.351	<b>47.589</b>		17.108	15.852	<b>14.629</b>
12	13:53:35.026	<b>47.675</b>	+0.086	17.070	15.864	14.741

Lap	Time of Day	Lap Tm	Diff	S1 Tm	S2 Tm	S3 Tm
<b>(46) Gianni Andrisani</b>						
1	13:44:52.824	<b>53.220</b>	+5.576	20.229	17.444	15.547
2	13:45:43.165	<b>50.341</b>	+2.697	18.385	16.963	14.993
3	13:46:31.454	<b>48.289</b>	+0.645	17.228	16.188	14.873
4	13:47:19.676	<b>48.222</b>	+0.578	17.230	16.018	14.974
5	13:48:07.760	<b>48.084</b>	+0.440	17.129	15.990	14.965
6	13:48:55.641	<b>47.881</b>	+0.237	17.138	15.999	14.744
7	13:49:43.514	<b>47.873</b>	+0.229	17.167	15.971	14.735
8	13:50:31.269	<b>47.755</b>	+0.111	17.097	<b>15.940</b>	14.718
9	13:51:18.913	<b>47.644</b>		17.018	15.967	<b>14.659</b>
10	13:52:06.895	<b>47.982</b>	+0.338	<b>17.008</b>	16.196	14.778
11	13:52:54.932	<b>48.037</b>	+0.393	17.093	16.112	14.832
12	13:53:43.117	<b>48.185</b>	+0.541	17.260	16.010	14.915

Lap	Time of Day	Lap Tm	Diff	S1 Tm	S2 Tm	S3 Tm
<b>(16) Guust Specken</b>						
1	13:44:49.076	<b>50.501</b>	+2.840	19.392	16.163	14.946
2	13:45:37.091	<b>48.015</b>	+0.354	17.183	16.029	14.803
3	13:46:25.044	<b>47.953</b>	+0.292	17.196	15.979	14.778
4	13:47:13.306	<b>48.262</b>	+0.601	17.200	16.132	14.930
5	13:48:01.663	<b>48.357</b>	+0.696	17.667	15.926	14.764
6	13:48:49.430	<b>47.767</b>	+0.106	<b>17.035</b>	15.932	14.800
7	13:49:37.162	<b>47.732</b>	+0.071	17.036	15.936	14.760
8	13:50:24.823	<b>47.651</b>		17.038	<b>15.898</b>	14.725
9	13:51:12.492	<b>47.669</b>	+0.008	17.041	15.908	<b>14.720</b>
10	13:52:00.290	<b>47.798</b>	+0.137	17.102	15.941	14.755
11	13:52:48.123	<b>47.833</b>	+0.172	17.081	15.978	14.774
12	13:53:35.968	<b>47.845</b>	+0.184	17.180	15.925	14.740

Lap	Time of Day	Lap Tm	Diff	S1 Tm	S2 Tm	S3 Tm
<b>(79) Sandro Holzem</b>						

INT. ADAC Kartrennen Wackersdorf

DKM - KZ2

Pro Kart Raceland Wackersdorf 1,190 Km

Qualifying Heat 1

21.09.2024 13:40

Race (12 Laps) started at 13:43:57

Lap	Time of Day	Lap Tm	Diff	S1 Tm	S2 Tm	S3 Tm
7	13:49:44.010	<b>47.815</b>	+0.055	<b>17.018</b>	16.022	14.775
8	13:50:31.914	<b>47.904</b>	+0.144	17.310	15.941	<b>14.653</b>
9	13:51:20.004	<b>48.090</b>	+0.330	17.434	15.925	14.731
10	13:52:07.920	<b>47.916</b>	+0.156	17.088	16.070	14.758
11	13:52:55.747	<b>47.827</b>	+0.067	17.142	<b>15.902</b>	14.783
12	13:53:43.507	<b>47.760</b>		17.138	15.928	14.694

(65) Kipras Jurse

1	13:44:52.229	<b>53.060</b>	+5.105	20.103	17.534	15.423
2	13:45:42.816	<b>50.587</b>	+2.632	18.778	16.681	15.128
3	13:46:31.246	<b>48.430</b>	+0.475	17.364	16.132	14.934
4	13:47:19.332	<b>48.086</b>	+0.131	17.237	16.011	14.838
5	13:48:07.382	<b>48.050</b>	+0.095	17.155	16.006	14.889
6	13:48:55.526	<b>48.144</b>	+0.189	17.219	16.067	14.858
7	13:49:43.797	<b>48.271</b>	+0.316	17.410	16.072	14.789
8	13:50:32.326	<b>48.529</b>	+0.574	17.614	16.105	14.810
9	13:51:20.281	<b>47.955</b>		17.214	15.954	14.787
10	13:52:08.391	<b>48.110</b>	+0.155	<b>17.140</b>	16.186	<b>14.784</b>
11	13:52:56.424	<b>48.033</b>	+0.078	17.277	<b>15.904</b>	14.852
12	13:53:44.381	<b>47.957</b>	+0.002	17.197	15.954	14.806

(10) Lukas Scherbinkas

1	13:44:51.891	<b>53.302</b>	+5.749	20.524	17.153	15.625
2	13:45:40.964	<b>49.073</b>	+1.520	17.970	16.244	14.859
3	13:46:29.123	<b>48.159</b>	+0.606	17.343	15.995	14.821
4	13:47:16.976	<b>47.853</b>	+0.300	17.159	15.978	14.716
5	13:48:06.676	<b>49.700</b>	+2.147	17.167	16.090	16.443
6	13:48:54.545	<b>47.869</b>	+0.316	17.133	15.962	14.774
7	13:49:42.250	<b>47.705</b>	+0.152	17.098	15.903	14.704
8	13:50:29.882	<b>47.632</b>	+0.079	17.107	15.876	<b>14.649</b>
9	13:51:17.435	<b>47.553</b>		<b>17.058</b>	<b>15.840</b>	14.655
10	13:52:05.115	<b>47.680</b>	+0.127	17.105	15.841	14.734
11	13:52:52.802	<b>47.687</b>	+0.134	17.124	15.866	14.697
12	13:53:40.501	<b>47.699</b>	+0.146	17.097	15.938	14.664

(13) Christiaan de Kleijn

1	13:44:54.110	<b>53.852</b>	+6.143	20.212	18.085	15.555
2	13:45:44.802	<b>50.692</b>	+2.983	18.080	17.005	15.607
3	13:46:33.696	<b>48.894</b>	+1.185	17.806	16.206	14.882
4	13:47:22.333	<b>48.637</b>	+0.928	17.235	16.097	15.305
5	13:48:10.322	<b>47.989</b>	+0.280	17.225	15.913	14.851
6	13:48:58.212	<b>47.890</b>	+0.181	17.202	15.922	14.766
7	13:49:45.921	<b>47.709</b>		17.104	<b>15.858</b>	14.747
8	13:50:33.679	<b>47.758</b>	+0.049	<b>17.055</b>	15.907	14.796
9	13:51:21.617	<b>47.938</b>	+0.229	17.362	15.863	<b>14.713</b>
10	13:52:09.474	<b>47.857</b>	+0.148	17.095	15.995	14.767
11	13:52:57.721	<b>48.247</b>	+0.538	17.068	16.017	15.162
12	13:53:46.011	<b>48.290</b>	+0.581	17.604	15.936	14.750

(60) Nico Lemberg

1	13:44:53.416	<b>53.944</b>	+6.045	20.740	17.756	15.448
2	13:45:43.812	<b>50.396</b>	+2.497	18.168	16.899	15.329
3	13:46:32.137	<b>48.325</b>	+0.426	17.501	16.110	<b>14.714</b>
4	13:47:20.096	<b>47.959</b>	+0.060	17.189	16.031	14.739
5	13:48:08.403	<b>48.307</b>	+0.408	17.233	16.002	15.072
6	13:48:57.054	<b>48.651</b>	+0.752	17.941	15.967	14.743
7	13:49:44.991	<b>47.937</b>	+0.038	17.239	15.950	14.748
8	13:50:33.357	<b>48.366</b>	+0.467	17.179	15.976	15.211
9	13:51:21.256	<b>47.899</b>		17.216	15.952	14.731
10	13:52:09.636	<b>48.380</b>	+0.481	17.286	16.287	14.807
11	13:52:57.809	<b>48.173</b>	+0.274	<b>17.138</b>	15.988	15.047
12	13:53:46.344	<b>48.535</b>	+0.636	17.795	<b>15.944</b>	14.796

(83) Linus Hensen

1	13:44:52.494	<b>54.311</b>	+6.482	20.897	17.863	15.551
2	13:45:41.771	<b>49.277</b>	+1.448	18.117	16.278	14.882
3	13:46:29.915	<b>48.144</b>	+0.315	17.294	15.971	14.879
4	13:47:17.902	<b>47.987</b>	+0.158	17.177	16.011	14.799
5	13:48:08.475	<b>50.573</b>	+2.744	17.157	16.032	17.384
6	13:48:56.955	<b>48.480</b>	+0.651	17.585	16.084	14.811
7	13:49:44.784	<b>47.829</b>		17.150	<b>15.890</b>	<b>14.789</b>
8	13:50:33.181	<b>48.397</b>	+0.568	17.159	16.064	15.174
9	13:51:21.153	<b>47.972</b>	+0.143	17.177	15.962	14.833
10	13:52:09.237	<b>48.084</b>	+0.255	<b>17.114</b>	16.114	14.856

Lap	Time of Day	Lap Tm	Diff	S1 Tm	S2 Tm	S3 Tm
11	13:52:57.697	<b>48.460</b>	+0.631	17.124	16.171	15.165
12	13:53:47.165	<b>49.468</b>	+1.639	18.357	16.086	15.025

(70) Matej Kacovsky

1	13:44:53.929	<b>54.332</b>	+6.572	20.965	17.620	15.747
2	13:45:44.681	<b>50.752</b>	+2.992	18.060	16.935	15.757
3	13:46:33.466	<b>48.785</b>	+1.025	17.493	16.295	14.997
4	13:47:21.890	<b>48.424</b>	+0.664	17.273	16.155	14.996
5	13:48:10.151	<b>48.261</b>	+0.501	17.194	15.986	15.081
6	13:48:57.911	<b>47.760</b>		17.077	15.900	<b>14.783</b>
7	13:49:45.721	<b>47.810</b>	+0.050	17.060	15.917	14.833
8	13:50:33.662	<b>47.941</b>	+0.181	<b>17.023</b>	<b>15.892</b>	15.026
9	13:51:21.936	<b>48.274</b>	+0.514	17.560	15.911	14.803
10	13:52:10.018	<b>48.082</b>	+0.322	17.118	16.036	14.928
11	13:52:57.955	<b>47.937</b>	+0.177	17.117	15.941	14.879
12	13:53:46.615	<b>48.660</b>	+0.900	17.882	15.990	14.788

(41) Maddox Wirtz

1	13:44:54.260	<b>53.934</b>	+6.173	20.041	18.002	15.891
2	13:45:44.735	<b>50.475</b>	+2.714	17.847	16.898	15.730
3	13:46:33.888	<b>49.153</b>	+1.392	18.109	16.147	14.897
4	13:47:22.551	<b>48.663</b>	+0.902	17.196	16.179	15.288
5	13:48:11.019	<b>48.468</b>	+0.707	17.628	15.984	14.856
6	13:48:58.833	<b>47.814</b>	+0.053	17.112	15.936	14.766
7	13:49:46.712	<b>47.879</b>	+0.118	17.110	16.008	14.761
8	13:50:34.614	<b>47.902</b>	+0.141	17.167	15.984	14.751
9	13:51:22.484	<b>47.870</b>	+0.109	17.125	15.948	14.797
10	13:52:10.315	<b>47.831</b>	+0.070	<b>17.080</b>	16.032	<b>14.719</b>
11	13:52:58.076	<b>47.761</b>		17.106	<b>15.922</b>	14.733
12	13:53:47.217	<b>49.141</b>	+1.380	18.142	16.053	14.946

(80) Joel Etedahl

1	13:44:53.761	<b>54.214</b>	+5.667	20.847	17.651	15.716
2	13:45:44.231	<b>50.470</b>	+1.923	18.002	16.927	15.541
3	13:46:33.145	<b>48.914</b>	+0.367	17.658	16.244	15.012
4	13:47:22.494	<b>49.349</b>	+0.802	17.387	16.451	15.511
5	13:48:11.872	<b>49.378</b>	+0.831	17.879	16.294	15.205
6	13:49:00.714	<b>48.842</b>	+0.295	17.440	16.295	15.107
7	13:49:49.645	<b>48.931</b>	+0.384	17.507	16.320	15.104
8	13:50:38.326	<b>48.681</b>	+0.134	17.429	16.219	15.033
9	13:51:26.873	<b>48.547</b>		<b>17.374</b>	16.220	<b>14.953</b>
10	13:52:15.474	<b>48.601</b>	+0.054	17.405	16.218	14.978
11	13:53:04.039	<b>48.565</b>	+0.018	17.473	<b>16.137</b>	14.955
12	13:53:52.768	<b>48.729</b>	+0.182	17.458	16.223	15.048

(89) Tobias Nath

1	13:44:54.816	<b>54.578</b>	+6.001	20.476	18.311	15.791
2	13:45:45.084	<b>50.268</b>	+1.691	17.788	16.863	15.617
3	13:46:34.546	<b>49.462</b>	+0.885	18.036	16.309	15.117
4	13:47:23.384	<b>48.838</b>	+0.261	17.518	16.281	15.039
5	13:48:12.236	<b>48.852</b>	+0.275	17.412	16.314	15.126
6	13:49:00.893	<b>48.657</b>	+0.080	17.458	<b>16.140</b>	15.059
7	13:49:49.827	<b>48.934</b>	+0.357	17.560	16.269	15.105
8	13:50:38.523	<b>48.696</b>	+0.119	17.427	16.277	14.992
9	13:51:27.125	<b>48.602</b>	+0.025	<b>17.405</b>	16.228	<b>14.969</b>
10	13:52:15.702	<b>48.577</b>		17.430	16.156	14.991
11	13:53:04.472	<b>48.770</b>	+0.193	17.552	16.222	14.996
12	13:53:53.207	<b>48.735</b>	+0.158	17.444	16.197	15.094

(84) Torsten Simon

1	13:44:55.152	<b>54.822</b>	+6.207	20.818	18.205	15.799
2	13:45:45.844	<b>50.692</b>	+2.077	18.036	16.734	15.922
3	13:46:35.214	<b>49.370</b>	+0.755	17.742	16.429	15.199
4	13:47:24.505	<b>49.291</b>	+0.676	17.843	16.351	15.097
5	13:48:13.515	<b>49.010</b>	+0.395	17.531	16.334	15.145
6	13:49:02.411	<b>48.896</b>	+0.281	<b>17.392</b>	16.380	15.124
7	13:49:51.026	<b>48.615</b>		17.400	<b>16.220</b>	<b>14.995</b>
8	13:50:39.915	<b>48.889</b>	+0.274	17.548	16.346	14.995
9	13:51:28.725	<b>48.810</b>	+0.195	17.503	16.309	14.998
10	13:52:17.574	<b>48.849</b>	+0.234	17.435	16.409	15.005
11	13:53:06.747	<b>49.173</b>	+0.558	17.865	16.251	15.057
12	13:53:55.739	<b>48.992</b>	+0.377	17.545	16.300	15.147

(17

INT. ADAC Kartrennen Wackersdorf

DKM - KZ2

Pro Kart Raceland Wackersdorf 1,190 Km

Qualifying Heat 1

21.09.2024 13:40

Race (12 Laps) started at 13:43:57

Lap	Time of Day	Lap Tm	Diff	S1 Tm	S2 Tm	S3 Tm	Lap	Time of Day	Lap Tm	Diff	S1 Tm	S2 Tm	S3 Tm
1	13:44:54.858	<b>54.327</b>	+5.446	20.180	18.112	16.035							
2	13:45:45.505	<b>50.647</b>	+1.766	18.034	16.818	15.795							
3	13:46:34.964	<b>49.459</b>	+0.578	17.817	16.423	15.219							
4	13:47:24.175	<b>49.211</b>	+0.330	17.648	16.360	15.203							
5	13:48:13.719	<b>49.544</b>	+0.663	17.523	16.676	15.345							
6	13:49:02.666	<b>48.947</b>	+0.066	17.476	16.292	15.179							
7	13:49:51.628	<b>48.962</b>	+0.081	<b>17.464</b>	16.327	15.181							
8	13:50:40.746	<b>49.118</b>	+0.237	17.548	16.408	15.162							
9	13:51:29.627	<b>48.881</b>		17.514	<b>16.225</b>	<b>15.142</b>							
10	13:52:18.659	<b>49.032</b>	+0.151	17.520	16.294	15.218							
11	13:53:07.841	<b>49.182</b>	+0.301	17.524	16.436	15.222							
12	13:53:56.869	<b>49.028</b>	+0.147	17.534	16.294	15.200							

(76) Marek Skrivan

1	13:44:48.529	<b>50.499</b>	+2.823	19.568	16.164	14.787							
2	13:45:36.732	<b>48.203</b>	+0.527	17.263	16.121	14.819							
3	13:46:24.774	<b>48.042</b>	+0.366	17.149	16.058	14.835							
4	13:47:13.110	<b>48.336</b>	+0.660	17.139	16.212	14.985							
5	13:48:01.977	<b>48.867</b>	+1.191	18.130	16.013	14.724							
6	13:48:49.808	<b>47.831</b>	+0.155	17.123	16.010	14.698							
7	13:49:37.519	<b>47.711</b>	+0.035	<b>17.031</b>	15.972	14.708							
8	13:50:25.195	<b>47.676</b>		17.054	15.952	<b>14.670</b>							
9	13:51:13.267	<b>48.072</b>	+0.396	17.032	<b>16.904</b>	15.136							
10	13:52:14.921	<b>1:01.654</b>	+13.978	21.443	21.752	18.459							
11	13:53:13.011	<b>58.090</b>	+10.414	21.227	18.742	18.121							
12	13:54:10.841	<b>57.830</b>	+10.154	20.693	18.726	18.411							

(88) Lenny Ried

1	13:44:49.669	<b>51.585</b>	+3.163	20.132	16.364	15.089							
2	13:45:38.327	<b>48.658</b>	+0.236	17.563	16.209	<b>14.886</b>							
3	13:46:26.749	<b>48.422</b>		17.326	<b>16.164</b>	14.932							
4	13:47:15.508	<b>48.759</b>	+0.337	<b>17.289</b>	16.281	15.189							
5	13:48:14.565	<b>59.057</b>	+10.635	17.969	17.174	23.914							

(19) Jannik Julius-Bernhart

1	13:44:52.075	<b>53.149</b>	+5.266	19.984	17.537	15.628							
2	13:45:40.497	<b>48.422</b>	+0.539	17.509	16.140	14.773							
3	13:46:28.552	<b>48.055</b>	+0.172	<b>17.158</b>	16.101	14.796							
4	13:47:16.435	<b>47.883</b>		17.331	<b>15.871</b>	<b>14.681</b>							
5	13:48:23.580	<b>1:07.145</b>	+19.262	17.236	16.217	33.692							

(12) Lukas Schächer

1	13:44:53.286	<b>54.056</b>	+3.717	20.889	17.587	15.580							
2	13:45:43.625	<b>50.339</b>		<b>17.916</b>	17.099	<b>15.324</b>							
3	13:46:34.010	<b>50.385</b>	+0.046	18.037	<b>16.617</b>	15.731							

(85) Anton Astashenko

1	13:44:56.825	<b>56.843</b>		<b>20.864</b>	<b>18.653</b>	<b>17.336</b>							
---	--------------	---------------	--	---------------	---------------	---------------	--	--	--	--	--	--	--



INT. ADAC Kartrennen Wackersdorf

Lapchart

DKM - KZ2


Pro Kart Raceland Wackersdorf 1,190 Km

Qualifying Heat 1

21.09.2024 13:40

Race (12 Laps) started at 13:43:57

Competitors	Laps												
	0	1	2	3	4	5	6	7	8	9	10	11	12
Markus Kajak (6)	1	6	6	6	6	6	6	6	6	6	6	6	6
Stan Pex (1)	2	1	1	1	1	5	5	5	5	5	5	5	5
David Trefilov (5)	3	5	5	5	5	1	1	1	1	1	1	1	1
Juho Valtanen (81)	4	81	81	81	81	76	81	81	81	81	81	81	81
Marek Skrivan (76)	5	76	76	76	76	81	16	16	16	16	16	16	16
Lenny Ried (88)	6	88	16	16	16	16	76	76	76	76	69	69	69
Linus Hensen (83)	7	83	88	88	88	69	69	69	69	69	9	9	9
Sandro Holzem (79)	8	79	69	69	69	88	9	9	9	9	73	73	73
Andre Maticic (9)	9	9	9	9	9	9	73	73	73	73	10	10	10
Guust Specken (16)	10	16	73	73	73	73	10	10	10	10	10	63	63
Lukas Scherbinkas (10)	11	10	10	19	19	19	63	63	63	63	63	46	46
Valentino Fritsch (73)	12	73	19	10	10	10	65	65	46	46	46	79	79
Jorrit Pex (69)	13	69	79	83	83	83	46	46	65	79	79	65	65
Jannik Julius-Bernhart (19)	14	19	65	63	63	63	79	79	79	65	65	83	83
Kipras Jurse (65)	15	65	83	65	65	65	60	83	83	83	83	13	13
Lukas Schächer (12)	16	12	63	46	46	46	83	60	60	60	60	60	60
Karl Lukaschewsky (63)	17	63	46	12	79	79	70	70	70	70	13	70	70
Nico Lemberg (60)	18	60	12	79	60	60	13	13	13	13	70	41	41
Joel Ededahl (80)	19	80	60	60	80	70	41	41	41	41	41	76	80
Matej Kacovsky (70)	20	70	80	80	70	13	80	80	80	80	80	80	89
Gianni Andrisani (46)	21	46	70	70	13	80	89	89	89	89	89	89	84
Anton Astashenko (85)	22	85	13	41	41	41	84	84	84	84	84	84	17
Tobias Nath (89)	23	89	41	13	12	89	17	17	17	17	17	17	76
Christiaan de Kleijn (13)	24	13	89	89	89	17	88						
Maddox Wirtz (41)	25	41	17	17	17	84	19						
Torsten Simon (84)	26	84	84	84	84								
Nico Franke (17)	27	17	85										



## DKM - KZ2

## Qualifying Heat 2

Track length: 1.190 Km

Race Started: 17:18:48

Best Lap by: 1 - Stan Pex - 47.563

Rank	#	Driver	Nat	Sponsor Entrant	Nat	License E-License	Make	laps	T. Time Diff	Best Lap	Penalty	Points
1	0	6 Markus Kajak	EST	Maranello SRP Factory Team	DEU	ITE26214 KBF38275	Maranello/TM/Vega	12	9:38.163	47.643		50
2	1	5 David Trefilov	DEU	Maranello SRP Factory Team	DEU	ITE 16049 KBF38275	Maranello/TM /Vega	12	9:38.403 0.240	47.604		44
3	-1	1 Stan Pex	NLD	SP Motorsport	NLD	ITE31772 IBL47253	Kart Republic/TM/Vega	12	9:38.813 0.650	47.563		41
4	0	81 Juho Valtanen	FIN	Dörr Motorsport	DEU	ITF23575347 BIC16982	KR/IAME /Vega	12	9:39.615 1.452	47.712		38
5	1	76 Marek Skrivan	CZE	IPK Factory Team	CZE	ITE24AS0203 IBL2400631	IPK/TM /Vega	12	9:40.821 2.658	47.673		36
6	4	10 Lukas Scherbinskas	DEU	NSL Racing	LTU	ITE11348 IBL2024-KL/10	Energy/TM/Vega	12	9:43.294 5.131	47.875		34
7	1	83 Linus Hensen	DEU	Mach1 Motorsport/Kartschmie.de	DEU	ITE 10705 KBF39310	Mach1/TM/Vega	12	9:45.272 7.109	47.988		32
8	5	19 Jannik Julius-Bernhart	AUT	Dörr Motorsport	DEU	ITEJK2048 BIF38420	KR/IAME/Vega	12	9:45.433 7.270	47.919		30
9	0	9 Andre Maticic	DEU	Solgat Motorsport	DEU	ITE 34369 KBF42332	Birel ART/TM/Vega	12	9:47.671 9.508	47.839		28
10	-5	88 Lenny Ried	DEU	Lanari Racing Team	DEU	ITE 10696 KBF17166	KR/TM /Vega	12	9:48.181 10.018	47.953		27
11	10	70 Matej Kacovsky	CZE	Spirit Racing s.r.o	CZE	ITC-C24AS0641 IBL24AT00161	Birel Art/TM /Vega	12	9:49.759 11.596	47.944		26
12	14	13 Christiaan de Kleijn	NLD	CRG Holland	NLD	ITE44092 IBL15521	CRG/TM/Vega	12	9:49.858 11.695	47.890		25
13	-1	73 Valentino Fritsch	DEU	Dörr Motorsport	DEU	ITE12819 BIC16982	KR/IAME/Vega	12	9:50.715 12.552	47.894	+ 5 sec	24
14	0	69 Jorrit Pex	NLD	SP Motorsport	NLD	ITE27382 IBL47253006	KR/TM/Vega	12	9:51.239 13.076	48.100		23
15	-8	79 Sandro Holzem	DEU	Dörr Motorsport	DEU	ITC-C11248 DMSB Int. Clubmaster License 1982	KR/IAME /Vega	12	9:51.426 13.263	47.843	+ 5 sec	22
16	1	63 Karl Lukaschewsky	DEU	Maranello SRP Factory Team	DEU	ITE 36974 KBF38275	Maranello/TM/Vega	12	9:51.764 13.601	48.109		21
17	-1	65 Kipras Jurse	LTU	Paske Racing	LTU	ITE2024-ITE/001 IBL2024-KL/05	Righetti Ridolfi/TM/Vega	12	9:51.983 13.820	48.063		20
18	9	41 Maddox Wirtz	DEU	VDB Kart Racing	DEU	ITE 39902 KBF42053	Birel Art/TM/Vega	12	9:53.180 15.017	48.072		19
19	-4	12 Lukas Schächer	DEU	TB Racing Team	DEU	ITE 28091 KBF38262	KR/TM/Vega	12	9:54.448 16.285	48.115	+ 5 sec	18
20	-2	60 Nico Lemberg	FIN	Kali Kart Finland	FIN	ITE34752735 IBL50125317	Kali Kart/TM/Vega	12	9:54.748 16.585	48.167		17
21	-2	46 Gianni Andrisani	DEU	TB Racing Team	DEU	ITE13762 KBF38262	KR/TM/Vega	12	9:56.465 18.302	48.076	+ 5 sec	16
22	1	89 Tobias Nath	DEU	Dörr Motorsport	DEU	ITE29314 BIF38420	KR/t.b.a./Vega	12	9:57.812 19.649	48.671		15
23	-3	80 Joel Ededahl	SWE	Joel Ededahl	SWE	ITE12493 IDC12493	Parolin/TM/Vega	12	9:58.294 20.131	48.623		14
24	-2	85 Anton Astashenko	LVA	Paske Racing	LTU	ITEAA12929LV24 IBL2024-KL/05	BirelArt/TM /Vega	12	10:01.523 23.360	48.506	+ 5 sec	13
25	-1	84 Torsten Simon	DEU	Torsten Simon	DEU	ITE11252 11252	Tony Kart/VORTEX/Vega	12	10:01.854 23.691	49.045		12
26	-1	17 Nico Franke	DEU	ADAC Berlin-Brandenburg e.V. SG Samuelkart	NLD	ITE42574 IBL57205001	CRG/TM/Vega	12	10:02.081 23.918	49.073		11
27	-16	16 Guust Specken	NLD	CRG Holland	NLD	ITE33443 IBL15521	CRG/TM/Vega	6	5:14.938 6 Laps	48.390		10

### Announcements

# 85, 12 + 5 sec push

# 46,73,79 + 5 sec front fairing


Timekeeper  
M.Riehmers

Race Director  
H.Seidel

Page 1/1

These results are provisional until the conclusion of any judicial and technical matters!

Printed: 21.09.2024 / 17:45



INT. ADAC Kartrennen Wackersdorf

DKM - KZ2

Pro Kart Raceland Wackersdorf 1,190 Km

Qualifying Heat 2

21.09.2024 17:15

Race (12 Laps) started at 17:18:48

Lap	Time of Day	Lap Tm	Diff	S1 Tm	S2 Tm	S3 Tm
<b>(6) Markus Kajak</b>						
1	17:19:39.277	<b>50.708</b>	+3.065	19.487	16.275	14.946
2	17:20:28.163	<b>48.886</b>	+1.243	17.473	16.188	15.225
3	17:21:16.409	<b>48.246</b>	+0.603	17.271	16.133	14.842
4	17:22:04.520	<b>48.111</b>	+0.468	17.129	16.131	14.851
5	17:22:52.506	<b>47.986</b>	+0.343	17.175	15.994	14.817
6	17:23:40.307	<b>47.801</b>	+0.158	17.043	15.976	14.782
7	17:24:28.064	<b>47.757</b>	+0.114	17.054	15.924	14.779
8	17:25:15.880	<b>47.816</b>	+0.173	17.119	15.926	14.771
9	17:26:03.611	<b>47.731</b>	+0.088	17.097	<b>15.891</b>	14.743
10	17:26:51.343	<b>47.732</b>	+0.089	17.035	15.939	14.758
11	17:27:39.069	<b>47.726</b>	+0.083	17.058	15.929	14.739
12	17:28:26.712	<b>47.643</b>		<b>17.017</b>	15.917	<b>14.709</b>

Lap	Time of Day	Lap Tm	Diff	S1 Tm	S2 Tm	S3 Tm
<b>(83) Linus Hensen</b>						
1	17:19:40.710	<b>51.417</b>	+3.429	19.693	16.507	15.217
2	17:20:29.549	<b>48.839</b>	+0.851	17.415	16.364	15.060
3	17:21:18.477	<b>48.928</b>	+0.940	17.373	16.167	15.388
4	17:22:08.064	<b>49.587</b>	+1.599	17.808	16.647	15.132
5	17:22:56.379	<b>48.315</b>	+0.327	17.239	16.070	15.006
6	17:23:44.762	<b>48.383</b>	+0.395	17.435	16.111	<b>14.837</b>
7	17:24:32.996	<b>48.234</b>	+0.246	17.238	16.118	14.878
8	17:25:21.413	<b>48.417</b>	+0.429	17.267	16.147	15.003
9	17:26:09.781	<b>48.368</b>	+0.380	17.161	16.206	15.001
10	17:26:57.797	<b>48.016</b>	+0.028	17.199	<b>15.899</b>	14.918
11	17:27:45.785	<b>47.988</b>		17.142	15.962	14.884
12	17:28:33.821	<b>48.036</b>	+0.048	<b>17.141</b>	15.975	14.920

Lap	Time of Day	Lap Tm	Diff	S1 Tm	S2 Tm	S3 Tm
<b>(5) David Trefilov</b>						
1	17:19:39.701	<b>50.764</b>	+3.160	19.533	16.261	14.970
2	17:20:28.336	<b>48.635</b>	+1.031	17.318	16.210	15.107
3	17:21:16.615	<b>48.279</b>	+0.675	17.347	16.066	14.866
4	17:22:04.655	<b>48.040</b>	+0.436	17.200	16.050	14.790
5	17:22:52.560	<b>47.905</b>	+0.301	17.185	15.985	14.735
6	17:23:40.485	<b>47.925</b>	+0.321	17.284	15.908	14.733
7	17:24:28.307	<b>47.822</b>	+0.218	17.150	15.901	14.771
8	17:25:16.244	<b>47.937</b>	+0.333	17.229	15.969	14.739
9	17:26:03.848	<b>47.604</b>		<b>17.038</b>	15.879	14.687
10	17:26:51.562	<b>47.714</b>	+0.110	17.046	15.955	14.713
11	17:27:39.249	<b>47.687</b>	+0.083	17.052	15.881	14.754
12	17:28:26.952	<b>47.703</b>	+0.099	17.245	<b>15.816</b>	<b>14.642</b>

Lap	Time of Day	Lap Tm	Diff	S1 Tm	S2 Tm	S3 Tm
<b>(19) Jannik Julius-Bernhart</b>						
1	17:19:42.067	<b>52.048</b>	+4.129	19.989	16.964	15.095
2	17:20:31.631	<b>49.564</b>	+1.645	18.089	16.225	15.250
3	17:21:20.039	<b>48.408</b>	+0.489	17.353	16.235	14.820
4	17:22:09.119	<b>49.080</b>	+1.161	17.527	16.348	15.205
5	17:22:57.537	<b>48.418</b>	+0.499	17.585	16.028	14.805
6	17:23:45.930	<b>48.393</b>	+0.474	17.371	16.042	14.980
7	17:24:34.003	<b>48.073</b>	+0.154	17.180	16.002	14.891
8	17:25:22.076	<b>48.073</b>	+0.154	17.178	16.031	14.864
9	17:26:09.995	<b>47.919</b>		<b>17.092</b>	16.024	14.803
10	17:26:58.040	<b>48.045</b>	+0.126	17.319	<b>15.944</b>	14.782
11	17:27:46.041	<b>48.001</b>	+0.082	17.132	16.066	14.803
12	17:28:33.982	<b>47.941</b>	+0.022	17.193	15.970	<b>14.778</b>

Lap	Time of Day	Lap Tm	Diff	S1 Tm	S2 Tm	S3 Tm
<b>(1) Stan Pex</b>						
1	17:19:39.094	<b>50.545</b>	+2.982	19.264	16.259	15.032
2	17:20:28.499	<b>49.405</b>	+1.842	17.472	16.222	15.711
3	17:21:16.866	<b>48.367</b>	+0.804	17.420	16.069	14.878
4	17:22:04.960	<b>48.094</b>	+0.531	17.179	16.046	14.869
5	17:22:52.843	<b>47.883</b>	+0.320	17.168	15.944	14.771
6	17:23:40.720	<b>47.877</b>	+0.314	17.143	15.957	14.777
7	17:24:28.600	<b>47.880</b>	+0.317	17.135	15.970	14.775
8	17:25:16.524	<b>47.924</b>	+0.361	17.145	15.978	14.801
9	17:26:04.322	<b>47.798</b>	+0.235	17.072	15.905	14.821
10	17:26:51.975	<b>47.653</b>	+0.090	<b>17.059</b>	15.879	14.715
11	17:27:39.538	<b>47.563</b>		17.064	<b>15.795</b>	<b>14.704</b>
12	17:28:27.362	<b>47.824</b>	+0.261	17.118	15.955	14.751

Lap	Time of Day	Lap Tm	Diff	S1 Tm	S2 Tm	S3 Tm
<b>(9) Andre Maticic</b>						
1	17:19:42.557	<b>52.794</b>	+4.955	20.278	17.299	15.217
2	17:20:32.100	<b>49.543</b>	+1.704	17.831	16.289	15.423
3	17:21:20.626	<b>48.526</b>	+0.687	17.480	16.154	14.892
4	17:22:09.562	<b>48.936</b>	+1.097	17.277	16.432	15.227
5	17:22:59.486	<b>49.924</b>	+2.085	17.486	16.092	16.346
6	17:23:47.611	<b>48.125</b>	+0.286	17.224	15.985	14.916
7	17:24:35.726	<b>48.115</b>	+0.276	17.211	16.037	14.867
8	17:25:23.817	<b>48.091</b>	+0.252	17.191	16.016	14.884
9	17:26:11.930	<b>48.113</b>	+0.274	17.267	16.003	14.843
10	17:27:00.052	<b>48.122</b>	+0.283	17.130	16.015	14.977
11	17:27:48.381	<b>48.329</b>	+0.490	17.537	15.928	14.864
12	17:28:36.220	<b>47.839</b>		<b>17.115</b>	<b>15.909</b>	<b>14.815</b>

Lap	Time of Day	Lap Tm	Diff	S1 Tm	S2 Tm	S3 Tm
<b>(81) Juho Valtanen</b>						
1	17:19:40.210	<b>51.257</b>	+3.545	19.786	16.390	15.081
2	17:20:28.899	<b>48.689</b>	+0.977	17.471	16.291	14.927
3	17:21:17.256	<b>48.357</b>	+0.645	17.351	16.128	14.878
4	17:22:05.299	<b>48.043</b>	+0.331	17.204	16.041	14.798
5	17:22:53.277	<b>47.978</b>	+0.266	17.164	16.025	14.789
6	17:23:41.323	<b>48.046</b>	+0.334	17.219	16.058	14.769
7	17:24:29.295	<b>47.972</b>	+0.260	17.161	16.048	14.763
8	17:25:17.259	<b>47.964</b>	+0.252	17.246	15.956	14.762
9	17:26:04.988	<b>47.729</b>	+0.017	17.129	15.880	<b>14.720</b>
10	17:26:52.712	<b>47.724</b>	+0.012	<b>17.099</b>	15.904	14.721
11	17:27:40.424	<b>47.712</b>		17.128	<b>15.846</b>	14.738
12	17:28:28.164	<b>47.740</b>	+0.028	17.106	15.899	14.735

Lap	Time of Day	Lap Tm	Diff	S1 Tm	S2 Tm	S3 Tm
<b>(88) Lenny Ried</b>						
1	17:19:41.865	<b>52.530</b>	+4.577	20.393	16.570	15.567
2	17:20:30.686	<b>48.821</b>	+0.868	17.785	16.162	14.874
3	17:21:18.871	<b>48.185</b>	+0.232	17.299	16.037	14.849
4	17:22:07.007	<b>51.136</b>	+3.183	17.973	17.289	15.874
5	17:22:55.701	<b>49.694</b>	+1.741	18.294	16.045	15.355
6	17:23:43.907	<b>48.206</b>	+0.253	17.366	15.968	14.872
7	17:24:32.012	<b>48.105</b>	+0.152	17.254	15.987	14.864
8	17:25:20.073	<b>48.061</b>	+0.108	17.179	16.018	14.864
9	17:26:08.145	<b>48.072</b>	+0.119	17.239	15.977	14.856
10	17:27:00.146	<b>48.001</b>	+0.048	<b>17.143</b>	16.031	14.827
11	17:27:48.777	<b>48.631</b>	+0.678	17.880	15.976	<b>14.775</b>
12	17:28:36.730	<b>47.953</b>		17.211	<b>15.893</b>	14.849

Lap	Time of Day	Lap Tm	Diff	S1 Tm	S2 Tm	S3 Tm
<b>(76) Marek Skrivan</b>						
1	17:19:40.912	<b>51.755</b>	+4.082	20.049	16.547	15.159
2	17:20:29.759	<b>48.847</b>	+1.174	17.686	16.147	15.014
3	17:21:18.388	<b>48.629</b>	+0.956	17.388	16.115	15.126
4	17:22:06.656	<b>48.268</b>	+0.595	17.353	16.094	14.821
5	17:22:54.627	<b>47.971</b>	+0.298	17.202	15.987	14.782
6	17:23:42.654	<b>48.027</b>	+0.354	17.187	16.022	14.818
7	17:24:30.586	<b>47.932</b>	+0.259	17.181	16.012	14.739
8	17:25:18.436	<b>47.850</b>	+0.177	17.117	15.961	14.772
9	17:26:06.136	<b>47.700</b>	+0.027	17.112	15.906	<b>14.682</b>
10	17:26:53.871	<b>47.735</b>	+0.062	17.079	15.905	14.751
11	17:27:41.544	<b>47.673</b>		<b>17.070</b>	<b>15.886</b>	14.717
12	17:28:29.370	<b>47.826</b>	+0.153	17.086	15.921	14.819

Lap	Time of Day	Lap Tm	Diff	S1 Tm	S2 Tm	S3 Tm
<b>(70) Matej Kacovsky</b>						

**INT. ADAC Kartrennen Wackersdorf**

DKM - KZ2

Pro Kart Raceland Wackersdorf 1,190 Km

Qualifying Heat 2

21.09.2024 17:15

Race (12 Laps) started at 17:18:48

Lap	Time of Day	Lap Tm	Diff	S1 Tm	S2 Tm	S3 Tm
7	17:24:36.432	<b>48.106</b>	+0.162	17.191	16.048	14.867
8	17:25:24.447	<b>48.015</b>	+0.071	17.136	16.010	14.869
9	17:26:12.391	<b>47.944</b>		17.157	<b>15.953</b>	<b>14.834</b>
10	17:27:00.414	<b>48.023</b>	+0.079	<b>17.119</b>	16.028	14.876
11	17:27:49.735	<b>49.321</b>	+1.377	18.246	16.040	15.035
12	17:28:38.308	<b>48.573</b>	+0.629	17.535	16.034	15.004

(13) Christiaan de Kleijn

1	17:19:44.678	<b>53.627</b>	+5.737	20.394	17.809	15.424
2	17:20:34.075	<b>49.397</b>	+1.507	17.703	16.579	15.115
3	17:21:22.893	<b>48.818</b>	+0.928	17.543	16.279	14.996
4	17:22:11.274	<b>48.381</b>	+0.491	17.355	16.125	14.901
5	17:23:00.154	<b>48.880</b>	+0.990	17.537	16.347	14.996
6	17:23:49.415	<b>49.261</b>	+1.371	17.671	16.270	15.320
7	17:24:37.592	<b>48.177</b>	+0.287	17.263	16.034	14.880
8	17:25:25.670	<b>48.078</b>	+0.188	17.227	15.979	14.872
9	17:26:13.560	<b>47.890</b>		17.115	<b>15.934</b>	<b>14.841</b>
10	17:27:01.488	<b>47.928</b>	+0.038	<b>17.100</b>	15.969	14.859
11	17:27:49.887	<b>48.399</b>	+0.509	17.331	16.048	15.020
12	17:28:38.407	<b>48.520</b>	+0.630	17.631	15.963	14.926

(73) Valentino Fritsch

1	17:19:44.945	<b>53.017</b>	+5.123	20.284	17.481	15.252
2	17:20:31.859	<b>48.914</b>	+1.020	17.581	16.277	15.056
3	17:21:20.356	<b>48.497</b>	+0.603	17.332	16.225	14.940
4	17:22:09.185	<b>48.829</b>	+0.935	17.353	16.357	15.119
5	17:22:57.792	<b>48.607</b>	+0.713	17.634	16.112	14.861
6	17:23:46.386	<b>48.594</b>	+0.700	17.320	16.104	15.170
7	17:24:34.676	<b>48.290</b>	+0.396	17.437	16.055	14.798
8	17:25:22.589	<b>47.913</b>	+0.019	17.126	15.987	14.800
9	17:26:10.483	<b>47.894</b>		17.148	15.964	<b>14.782</b>
10	17:26:58.452	<b>47.969</b>	+0.075	<b>17.114</b>	16.045	14.810
11	17:27:46.358	<b>47.906</b>	+0.012	17.132	<b>15.952</b>	14.822
12	17:28:34.264	<b>47.906</b>	+0.012	17.126	15.994	14.786

(69) Jorrit Pex

1	17:19:44.964	<b>52.063</b>	+3.963	19.287	17.324	15.452
2	17:20:34.273	<b>49.319</b>	+1.219	17.692	16.560	15.067
3	17:21:23.172	<b>48.899</b>	+0.799	17.651	16.272	14.976
4	17:22:11.761	<b>48.589</b>	+0.489	17.554	16.140	14.895
5	17:23:00.646	<b>48.885</b>	+0.785	17.450	16.357	15.078
6	17:23:50.100	<b>49.454</b>	+1.354	17.477	16.287	15.690
7	17:24:38.825	<b>48.725</b>	+0.625	17.813	16.062	<b>14.850</b>
8	17:25:27.151	<b>48.326</b>	+0.226	17.311	16.028	14.987
9	17:26:15.369	<b>48.218</b>	+0.118	17.240	16.051	14.927
10	17:27:03.469	<b>48.100</b>		<b>17.195</b>	16.050	14.855
11	17:27:51.608	<b>48.139</b>	+0.039	17.208	16.051	14.880
12	17:28:39.788	<b>48.180</b>	+0.080	17.229	<b>16.018</b>	14.933

(79) Sandro Holzem

1	17:19:41.897	<b>52.389</b>	+4.546	20.366	16.663	15.360
2	17:20:31.413	<b>49.516</b>	+1.673	17.999	16.463	15.054
3	17:21:19.866	<b>48.453</b>	+0.610	17.445	16.158	14.850
4	17:22:08.548	<b>48.682</b>	+0.839	17.309	16.454	14.919
5	17:22:57.371	<b>48.823</b>	+0.980	17.842	16.092	14.889
6	17:23:46.314	<b>48.943</b>	+1.100	17.292	16.165	15.486
7	17:24:34.969	<b>48.655</b>	+0.812	17.598	16.214	14.843
8	17:25:23.397	<b>48.428</b>	+0.585	17.210	16.030	15.188
9	17:26:11.361	<b>47.964</b>	+0.121	17.217	15.971	14.776
10	17:26:59.282	<b>47.921</b>	+0.078	<b>17.117</b>	15.948	14.856
11	17:27:47.125	<b>47.843</b>		17.197	15.916	<b>14.730</b>
12	17:28:34.975	<b>47.850</b>	+0.007	17.186	<b>15.874</b>	14.790

(63) Karl Lukaschewsky

1	17:19:43.715	<b>53.032</b>	+4.923	19.973	17.574	15.485
2	17:20:33.245	<b>49.530</b>	+1.421	17.993	16.519	15.018
3	17:21:21.944	<b>48.699</b>	+0.590	17.442	16.308	14.949
4	17:22:10.346	<b>48.402</b>	+0.293	17.279	16.197	14.926
5	17:23:00.741	<b>50.395</b>	+2.286	18.415	16.622	15.358
6	17:23:50.239	<b>49.498</b>	+1.389	17.669	16.206	15.623
7	17:24:39.571	<b>49.332</b>	+1.223	18.211	16.180	14.941
8	17:25:27.775	<b>48.204</b>	+0.095	17.227	16.131	14.846
9	17:26:15.884	<b>48.109</b>		17.196	16.056	14.857
10	17:27:04.013	<b>48.129</b>	+0.020	17.212	16.072	14.845

Lap	Time of Day	Lap Tm	Diff	S1 Tm	S2 Tm	S3 Tm
11	17:27:52.196	<b>48.183</b>	+0.074	<b>17.171</b>	16.224	<b>14.788</b>
12	17:28:40.313	<b>48.117</b>	+0.008	17.208	<b>16.044</b>	14.865

(65) Kipras Jurse

1	17:19:43.414	<b>53.215</b>	+5.152	20.105	17.500	15.610
2	17:20:32.985	<b>49.571</b>	+1.508	18.098	16.451	15.022
3	17:21:21.486	<b>48.501</b>	+0.438	17.378	16.126	14.997
4	17:22:09.983	<b>48.497</b>	+0.434	17.277	16.093	15.127
5	17:22:59.911	<b>49.928</b>	+1.865	18.024	16.393	15.511
6	17:23:50.032	<b>50.121</b>	+2.058	17.777	16.513	15.831
7	17:24:39.850	<b>49.818</b>	+1.755	18.748	16.127	14.943
8	17:25:28.061	<b>48.211</b>	+0.148	17.259	16.059	14.893
9	17:26:16.246	<b>48.185</b>	+0.122	17.222	16.040	14.923
10	17:27:04.401	<b>48.155</b>	+0.092	17.204	16.060	14.891
11	17:27:52.464	<b>48.063</b>		<b>17.170</b>	16.077	<b>14.816</b>
12	17:28:40.532	<b>48.068</b>	+0.005	17.184	<b>16.024</b>	14.860

(41) Maddox Wirtz

1	17:19:44.416	<b>53.087</b>	+5.015	19.887	17.686	15.514
2	17:20:34.435	<b>50.019</b>	+1.947	17.888	17.084	15.047
3	17:21:23.330	<b>48.895</b>	+0.823	17.574	16.343	14.978
4	17:22:13.261	<b>49.931</b>	+1.859	17.619	16.855	15.457
5	17:23:02.123	<b>48.862</b>	+0.790	17.795	16.148	14.919
6	17:23:50.713	<b>48.590</b>	+0.518	17.617	16.125	<b>14.848</b>
7	17:24:40.972	<b>50.259</b>	+2.187	19.083	16.226	14.950
8	17:25:29.180	<b>48.208</b>	+0.136	17.243	16.048	14.917
9	17:26:17.326	<b>48.146</b>	+0.074	17.226	16.058	14.862
10	17:27:05.398	<b>48.072</b>		<b>17.164</b>	16.036	14.872
11	17:27:53.628	<b>48.230</b>	+0.158	17.290	16.080	14.860
12	17:28:41.729	<b>48.101</b>	+0.029	17.236	<b>15.984</b>	14.881

(12) Lukas Schächer

1	17:19:43.368	<b>52.955</b>	+4.840	20.080	17.483	15.392
2	17:20:32.227	<b>48.859</b>	+0.744	17.597	16.166	15.096
3	17:21:20.873	<b>48.646</b>	+0.531	17.631	16.081	14.934
4	17:22:09.828	<b>48.955</b>	+0.840	17.377	16.256	15.322
5	17:22:58.850	<b>49.022</b>	+0.907	17.483	15.991	15.548
6	17:23:47.168	<b>48.318</b>	+0.203	17.321	16.033	14.964
7	17:24:35.317	<b>48.149</b>	+0.034	<b>17.181</b>	16.060	14.908
8	17:25:23.432	<b>48.115</b>		17.190	16.043	14.882
9	17:26:11.636	<b>48.204</b>	+0.089	17.390	<b>15.988</b>	<b>14.826</b>
10	17:26:59.897	<b>48.261</b>	+0.146	17.198	16.091	14.972
11	17:27:49.581	<b>49.684</b>	+1.569	18.468	16.173	15.043
12	17:28:37.997	<b>48.416</b>	+0.301	17.423	16.034	14.959

(60) Nico Lemberg

1	17:19:46.514	<b>55.940</b>	+7.773	23.342	17.145	15.453
2	17:20:36.393	<b>49.879</b>	+1.712	18.066	16.619	15.194
3	17:21:25.613	<b>49.220</b>	+1.053	17.973	16.239	15.008
4	17:22:15.006	<b>49.393</b>	+1.226	17.833	16.433	15.127
5	17:23:03.384	<b>48.378</b>	+0.211	17.403	16.090	14.885
6	17:23:52.630	<b>49.246</b>	+1.079	17.809	16.465	14.972
7	17:24:42.158	<b>49.528</b>	+1.361	18.270	16.244	15.014
8	17:25:30.325	<b>48.167</b>		17.261	16.058	<b>14.848</b>
9	17:26:18.537	<b>48.212</b>	+0.045	17.263	16.074	14.875
10	17:27:06.779	<b>48.242</b>	+0.075	17.268	16.055	14.919
11	17:27:55.016	<b>48.237</b>	+0.070	17.325	<b>16.022</b>	14.890
12	17:28:43.297	<b>48.281</b>	+0.114	<b>17.235</b>	16.095	14.951

(46) Gianni Andrisani

1	17:19:46.011	<b>55.390</b>	+7.314	22.773	17.035	15.582
2	17:20:35.456	<b>49.445</b>	+1.369	17.904	16.363	15.178
3	17:21:24.068	<b>48.612</b>	+0.536	17.466	16.163	14.983
4	17:22:13.021	<b>48.953</b>	+0.877	17.221	16.411	15.321
5	17:23:01.674	<b>48.653</b>	+0.577	17.522	16.197	14.934
6	17:23:50.147	<b>48.473</b>	+0.397	17.298	16.066	15.109
7	17:24:39.206	<b>49.059</b>	+0.983	18.117	16.106	14.836
8	17:25:27.494	<b>48.288</b>	+0.212	17.401	16.027	14.860
9	1					

INT. ADAC Kartrennen Wackersdorf

DKM - KZ2

Pro Kart Raceland Wackersdorf 1,190 Km

Qualifying Heat 2

21.09.2024 17:15

Race (12 Laps) started at 17:18:48

Lap	Time of Day	Lap Tm	Diff	S1 Tm	S2 Tm	S3 Tm	Lap	Time of Day	Lap Tm	Diff	S1 Tm	S2 Tm	S3 Tm
1	17:19:45.065	53.921	+5.250	20.275	17.826	15.820	5	17:22:57.117	48.773	+0.383	17.629	16.188	14.956
2	17:20:35.515	50.460	+1.779	18.216	16.760	15.474	6	17:24:03.487	1:06.370	+17.980	23.649	21.117	21.604
3	17:21:25.351	49.836	+1.165	18.054	16.428	15.354							
4	17:22:15.708	50.357	+1.686	17.973	16.648	15.736							
5	17:23:04.558	48.850	+0.179	17.490	16.260	15.100							
6	17:23:53.448	48.890	+0.219	17.445	16.288	15.157							
7	17:24:42.651	49.203	+0.532	17.610	16.391	15.202							
8	17:25:31.518	48.867	+0.196	17.561	16.232	15.074							
9	17:26:20.261	48.743	+0.072	17.354	16.331	15.058							
10	17:27:09.015	48.754	+0.083	17.503	16.238	15.013							
11	17:27:57.690	48.675	+0.004	17.411	16.151	15.113							
12	17:28:46.361	48.671		17.356	16.262	15.053							

[80] Joel Ededahl

1	17:19:44.092	53.335	+4.712	20.102	17.592	15.641
2	17:20:33.804	49.712	+1.089	17.933	16.539	15.240
3	17:21:22.809	49.005	+0.382	17.344	16.498	15.163
4	17:22:13.155	50.346	+1.723	18.110	16.630	15.606
5	17:23:02.869	49.714	+1.091	18.156	16.497	15.061
6	17:23:52.228	49.359	+0.736	17.526	16.470	15.363
7	17:24:42.550	50.322	+1.699	18.192	16.524	15.606
8	17:25:31.962	49.412	+0.789	18.089	16.291	15.032
9	17:26:20.618	48.656	+0.033	17.417	16.247	14.992
10	17:27:09.359	48.741	+0.118	17.391	16.269	15.081
11	17:27:58.220	48.861	+0.238	17.404	16.252	15.205
12	17:28:46.843	48.623		17.325	16.299	14.999

[85] Anton Astashenko

1	17:19:45.445	53.705	+5.199	20.343	17.826	15.536
2	17:20:35.773	50.328	+1.822	17.969	16.651	15.708
3	17:21:25.498	49.725	+1.219	17.978	16.446	15.301
4	17:22:14.462	48.964	+0.458	17.498	16.333	15.133
5	17:23:03.186	48.724	+0.218	17.457	16.195	15.072
6	17:23:52.363	49.177	+0.671	17.471	16.380	15.326
7	17:24:42.450	50.087	+1.581	18.308	16.622	15.157
8	17:25:30.997	48.547	+0.041	17.267	16.223	15.057
9	17:26:19.503	48.506		17.436	16.065	15.005
10	17:27:08.018	48.515	+0.009	17.388	16.120	15.007
11	17:27:56.525	48.507	+0.001	17.366	16.113	15.028
12	17:28:45.072	48.547	+0.041	17.431	16.103	15.013

[84] Torsten Simon

1	17:19:46.265	55.122	+6.077	21.265	17.814	16.043
2	17:20:36.767	50.502	+1.457	18.069	16.928	15.505
3	17:21:26.593	49.826	+0.781	18.080	16.434	15.312
4	17:22:16.018	49.425	+0.380	17.710	16.444	15.271
5	17:23:05.681	49.663	+0.618	17.978	16.532	15.153
6	17:23:54.994	49.313	+0.268	17.543	16.540	15.230
7	17:24:44.211	49.217	+0.172	17.688	16.361	15.168
8	17:25:33.502	49.291	+0.246	17.627	16.516	15.148
9	17:26:22.690	49.188	+0.143	17.671	16.366	15.151
10	17:27:11.918	49.228	+0.183	17.546	16.484	15.198
11	17:28:00.963	49.045		17.542	16.430	15.073
12	17:28:50.403	49.440	+0.395	17.886	16.385	15.169

[17] Nico Franke

1	17:19:45.656	54.142	+5.069	20.180	18.016	15.946
2	17:20:36.138	50.482	+1.409	18.402	16.706	15.374
3	17:21:26.321	50.183	+1.110	18.351	16.556	15.276
4	17:22:15.888	49.567	+0.494	17.557	16.496	15.514
5	17:23:05.157	49.269	+0.196	17.557	16.504	15.208
6	17:23:54.654	49.497	+0.424	17.692	16.513	15.292
7	17:24:43.989	49.335	+0.262	17.588	16.623	15.124
8	17:25:33.062	49.073		17.550	16.323	15.200
9	17:26:22.212	49.150	+0.077	17.541	16.378	15.231
10	17:27:11.452	49.240	+0.167	17.681	16.359	15.200
11	17:28:00.778	49.326	+0.253	17.592	16.519	15.215
12	17:28:50.630	49.852	+0.779	18.230	16.284	15.338

[16] Guust Specken

1	17:19:41.370	51.545	+3.155	19.571	16.709	15.265
2	17:20:30.388	49.018	+0.628	17.902	16.179	14.937
3	17:21:18.778	48.390		17.274	16.121	14.995
4	17:22:08.344	49.566	+1.176	18.043	16.579	14.944





INT. ADAC Kartrennen Wackersdorf

Lapchart

DKM - KZ2

Pro Kart Raceland Wackersdorf 1,190 Km

Qualifying Heat 2

21.09.2024 17:15

Race (12 Laps) started at 17:18:48

Competitors	Laps												
	0	1	2	3	4	5	6	7	8	9	10	11	12
Stan Pex (1)	1	1	6	6	6	6	6	6	6	6	6	6	6
Markus Kajak (6)	2	6	6	5	5	5	5	5	5	5	5	5	5
David Trefilov (5)	3	5	5	1	1	1	1	1	1	1	1	1	1
Juho Valtanen (81)	4	81	81	81	81	81	81	81	81	81	81	81	81
Marek Skrivan (76)	5	76	83	83	76	76	76	76	76	76	76	76	76
Linus Hensen (83)	6	83	76	76	83	10	10	10	10	10	10	10	10
Lenny Ried (88)	7	88	10	10	10	83	83	83	83	83	83	83	83
Sandro Holzem (79)	8	79	16	16	16	16	16	19	19	19	19	19	19
Lukas Scherbinskas (10)	9	10	88	88	88	79	79	79	73	73	73	73	73
Andre Maticic (9)	10	9	79	79	79	19	19	73	79	79	79	79	79
Guust Specken (16)	11	16	19	19	19	73	73	12	12	12	12	12	9
Valentino Fritsch (73)	12	73	9	73	73	9	12	9	9	9	9	9	88
Jannik Julius-Bernhart (19)	13	19	73	9	9	12	9	88	88	88	88	88	12
Kipras Jurse (65)	14	65	12	12	12	65	88	70	70	70	70	70	70
Lukas Schächer (12)	15	12	65	65	65	88	70	13	13	13	13	13	13
Nico Lemberg (60)	16	60	63	63	63	63	65	65	69	69	69	69	69
Gianni Andrisani (46)	17	46	80	80	70	70	13	69	46	46	46	46	46
Karl Lukaschewsky (63)	18	63	70	70	80	13	69	46	63	63	63	63	63
Joel Ededahl (80)	19	80	41	13	13	69	63	63	65	65	65	65	65
Matej Kacovsky (70)	20	70	13	69	69	46	46	41	41	41	41	41	41
Christiaan de Kleijn (13)	21	13	69	41	41	80	41	80	60	60	60	60	60
Torsten Simon (84)	22	84	89	46	46	41	80	85	85	85	85	85	85
Tobias Nath (89)	23	89	85	89	89	85	85	60	80	89	89	89	89
Maddox Wirtz (41)	24	41	17	85	85	60	60	89	89	80	80	80	80
Nico Franke (17)	25	17	46	17	60	89	89	17	17	17	17	17	84
Anton Astashenko (85)	26	85	84	60	17	17	17	84	84	84	84	84	17
Jorrit Pex (69)	27	69	60	84	84	84	84	16					



## DKM - KZ2

## Qualifying Heat 2 Revision 2

Track length: 1.190 Km

Race Started: 17:18:48

Best Lap by: 1 - Stan Pex - 47.563

Rank	#	Driver	Nat	Sponsor Entrant	Nat	License E-License	Make	laps	T. Time Diff	Best Lap	Penalty	Points
1	0	6 Markus Kajak	EST	Maranello SRP Factory Team	DEU	ITE26214 KBF38275	Maranello/TM/Vega	12	9:38.163	47.643		50
2	1	5 David Trefilov	DEU	Maranello SRP Factory Team	DEU	ITE 16049 KBF38275	Maranello/TM /Vega	12	9:38.403 0.240	47.604		44
3	-1	1 Stan Pex	NLD	SP Motorsport	NLD	ITE31772 IBL47253	Kart Republic/TM/Vega	12	9:38.813 0.650	47.563		41
4	0	81 Juho Valtanen	FIN	Dörr Motorsport	DEU	ITF23575347 BIC16982	KR/IAME /Vega	12	9:39.615 1.452	47.712		38
5	1	76 Marek Skrivan	CZE	IPK Factory Team	CZE	ITE24AS0203 IBL2400631	IPK/TM /Vega	12	9:40.821 2.658	47.673		36
6	4	10 Lukas Scherbinskas	DEU	NSL Racing	LTU	ITE11348 IBL2024-KL/10	Energy/TM/Vega	12	9:43.294 5.131	47.875		34
7	1	83 Linus Hensen	DEU	Mach1 Motorsport/Kartschmie.de	DEU	ITE 10705 KBF39310	Mach1/TM/Vega	12	9:45.272 7.109	47.988		32
8	5	19 Jannik Julius-Bernhart	AUT	Dörr Motorsport	DEU	ITEJK2048 BIF38420	KR/IAME/Vega	12	9:45.433 7.270	47.919		30
9	0	9 Andre Maticic	DEU	Solgat Motorsport	DEU	ITE 34369 KBF42332	Birel ART/TM/Vega	12	9:47.671 9.508	47.839		28
10	-5	88 Lenny Ried	DEU	Lanari Racing Team	DEU	ITE 10696 KBF17166	KR/TM /Vega	12	9:48.181 10.018	47.953		27
11	10	70 Matej Kacovsky	CZE	Spirit Racing s.r.o	CZE	ITC-C24AS0641 IBL24AT00161	Birel Art/TM /Vega	12	9:49.759 11.596	47.944		26
12	14	13 Christiaan de Kleijn	NLD	CRG Holland	NLD	ITE44092 IBL15521	CRG/TM/Vega	12	9:49.858 11.695	47.890		25
13	-1	73 Valentino Fritsch	DEU	Dörr Motorsport	DEU	ITE12819 BIC16982	KR/IAME/Vega	12	9:50.715 12.552	47.894	+ 5 sec	24
14	0	69 Jorrit Pex	NLD	SP Motorsport	NLD	ITE27382 IBL47253006	KR/TM/Vega	12	9:51.239 13.076	48.100		23
15	-8	79 Sandro Holzem	DEU	Dörr Motorsport	DEU	ITC-C11248 DMSB Int. Clubmaster License	KR/IAME /Vega	12	9:51.426 13.263	47.843	+ 5 sec	22
16	1	63 Karl Lukaschewsky	DEU	Maranello SRP Factory Team	DEU	ITE 36974 KBF38275	Maranello/TM/Vega	12	9:51.764 13.601	48.109		21
17	10	41 Maddox Wirtz	DEU	VDB Kart Racing	DEU	ITE 39902 KBF42053	Birel Art/TM/Vega	12	9:53.180 15.017	48.072		20
18	-3	12 Lukas Schächer	DEU	TB Racing Team	DEU	ITE 28091 KBF38262	KR/TM/Vega	12	9:54.448 16.285	48.115	+ 5 sec	19
19	-1	60 Nico Lemberg	FIN	Kali Kart Finland	FIN	ITE34752735 IBL50125317	Kali Kart/TM/Vega	12	9:54.748 16.585	48.167		18
20	-1	46 Gianni Andrisani	DEU	TB Racing Team	DEU	ITE13762 KBF38262	KR/TM/Vega	12	9:56.465 18.302	48.076	+ 5 sec	17
21	1	85 Anton Astashenko	LVA	Paske Racing	LTU	ITEAA12929LV24 IBL2024-KL/05	BirelArt/TM /Vega	12	9:56.523 18.360	48.506		16
22	-6	65 Kipras Jurse	LTU	Paske Racing	LTU	ITE2024-ITE/001 IBL2024-KL/05	Righetti Ridolfi/TM/Vega	12	9:56.983 18.820	48.063	+ 5 sec	15
23	0	89 Tobias Nath	DEU	Dörr Motorsport	DEU	ITE29314 BIF38420	KR/t.b.a./Vega	12	9:57.812 19.649	48.671		14
24	-4	80 Joel Ededahl	SWE	Joel Ededahl	SWE	ITE12493 IDC12493	Parolin/TM/Vega	12	9:58.294 20.131	48.623		13
25	-1	84 Torsten Simon	DEU	Torsten Simon	DEU	ITE11252 11252	Tony Kart/VORTEX/Vega	12	10:01.854 23.691	49.045		12
26	-1	17 Nico Franke	DEU	ADAC Berlin-Brandenburg e.V. SG Samuelkart	NLD	ITE42574 IBL57205001	CRG/TM/Vega	12	10:02.081 23.918	49.073		11
27	-16	16 Guust Specken	NLD	CRG Holland	NLD	ITE33443 IBL15521	CRG/TM/Vega	6	5:14.938 6 Laps	48.390		10

### Announcements

# 65, 12 + 5 sec push

# 46,73,79 + 5 sec front fairing


Timekeeper  
M.Riehmers

Race Director  
H.Seidel

Page 1/1

These results are provisional until the conclusion of any judicial and technical matters!

Printed: 21.09.2024 / 18:15



**DKM Round 6**
**DKM - KZ2**
**Wackersdorf II**
**Ranking after Heats**

Pos. No.	Firstname	Lastname	Nat.	Dri	Entrant	Ent	Make	Sponsor	Total points			Heat 1	Heat 2
									QP	PTS	Diff.		
1	6	Markus	Kajak	EST	Maranello SRP Factory Team	DEU	Maranello/TM/Vega		1	<b>100</b>		50	50
2	5	David	Trefilov	DEU	Maranello SRP Factory Team	DEU	Maranello/TM /Vega		3	<b>88</b>	12	44	44
3	1	Stan	Pex	NLD	SP Motorsport	NLD	Kart Republic/TM/Vega		2	<b>82</b>	18	41	41
4	81	Juho	Valtanen	FIN	Dörr Motorsport	DEU	KR/IAME /Vega		4	<b>76</b>	24	38	38
5	9	Andre	Maticic	DEU	Solgat Motorsport	DEU	Birel ART/TM/Vega		9	<b>60</b>	40	32	28
6	10	Lukas	Scherbinskas	DEU	NSL Racing	LTU	Energy/TM/Vega		10	<b>58</b>	42	24	34
7	69	Jorrit	Pex	NLD	SP Motorsport	NLD	KR/TM/Vega		14	<b>57</b>	43	34	23
8	73	Valentino	Fritsch	DEU	Dörr Motorsport	DEU	KR/IAME/Vega		12	<b>54</b>	46	30	24
9	83	Linus	Hensen	DEU	Mach1 Motorsport/Kartschmie.de	DEU	Mach1/TM/Vega		8	<b>53</b>	47	21	32
10	76	Marek	Skrivan	CZE	IPK Factory Team	CZE	IPK/TM /Vega		6	<b>50</b>	50	14	36
11	63	Karl	Lukaschewsky	DEU	Maranello SRP Factory Team	DEU	Maranello/TM/Vega		17	<b>49</b>	51	28	21
12	79	Sandro	Holzem	DEU	Dörr Motorsport	DEU	KR/IAME /Vega		7	<b>48</b>	52	26	22
13	13	Christiaan	de Kleijn	NLD	CRG Holland	NLD	CRG/TM/Vega		26	<b>48</b>	52	23	25
14	16	Guust	Specken	NLD	CRG Holland	NLD	CRG/TM/Vega		11	<b>46</b>	54	36	10
15	70	Matej	Kacovsky	CZE	Spirit Racing s.r.o	CZE	Birel Art/TM /Vega		21	<b>46</b>	54	20	26
16	46	Gianni	Andrisani	DEU	TB Racing Team	DEU	KR/TM/Vega		19	<b>44</b>	56	27	17
17	19	Jannik	Julius-Bernhart	AUT	Dörr Motorsport	DEU	KR/IAME/Vega		13	<b>42</b>	58	12	30
18	88	Lenny	Ried	DEU	Lanari Racing Team	DEU	KR/TM /Vega		5	<b>40</b>	60	13	27
19	65	Kipras	Jurse	LTU	Paske Racing	LTU	Righetti Ridolfi/TM/Vega		16	<b>40</b>	60	25	15
20	60	Nico	Lemberg	FIN	Kali Kart Finland	FIN	Kali Kart/TM/Vega		18	<b>40</b>	60	22	18
21	41	Maddox	Wirtz	DEU	VDB Kart Racing	DEU	Birel Art/TM/Vega		27	<b>39</b>	61	19	20
22	80	Joel	Ededahl	SWE	Joel Ededahl	SWE	Parolin/TM/Vega		20	<b>31</b>	69	18	13
23	89	Tobias	Nath	DEU	Dörr Motorsport	DEU	KR/t.b.a./Vega		23	<b>31</b>	69	17	14
24	12	Lukas	Schächer	DEU	TB Racing Team	DEU	KR/TM/Vega		15	<b>30</b>	70	11	19
25	84	Torsten	Simon	DEU	Torsten Simon	DEU	Tony Kart/VORTEX/Vega		24	<b>28</b>	72	16	12
26	85	Anton	Astashenko	LVA	Paske Racing	LTU	BirelArt/TM /Vega		22	<b>26</b>	74	10	16
27	17	Nico	Franke	DEU	SG Samuelkart	NLD	CRG/TM/Vega	ADAC Berlin-Brandenburg e.V.	25	<b>26</b>	74	15	11

**Announcements:** These results are provisional until the conclusion of any judicial and technical matters

Racedirector Horst Seidel:



Timekeeping Monika Riehmers:



Printed: 21.09.2024 18:42

Posted at: h



DKM Round 6

Class: DKM - KZ2

Date/Time: 22.09.2024 09:35

Track:

Heat:

Laps:

Wackersdorf II

Superheat

16 laps

Edition 1

	35	18		36		
	33	17		34		
	31	16		32		
	29	15		30		
Nico Franke	17	14	CRG/TM/Vega	28		
Torsten Simon	84	13	Kart/VORTEX/Vega	Anton Astashenko	85	BirelArt/TM/Vega
Tobias Nath	89	12	KR/t.b.a./Vega	Lukas Schächer	12	KR/TM/Vega
Maddox Wirtz	41	11	Birel Art/TM/Vega	Joel Ededahl	80	Parolin/TM/Vega
Kipras Jurse	65	10	Righetti Ridolfi/TM/Vega	Nico Lemberg	60	Kali Kart/TM/Vega
Jannik Julius-Bernhart	19	9	KR/IAME/Vega	Lenny Ried	88	KR/TM /Vega
Matej Kacovsky	70	8	Birel Art/TM/Vega	Gianni Andrisani	46	KR/TM/Vega
Christiaan de Kleijn	13	7	CRG/TM/Vega	Guust Specken	16	CRG/TM/Vega
Karl Lukaschewsky	63	6	Maranello/TM/Vega	Sandro Holzem	79	KR/IAME /Vega
Linus Hensen	83	5	Mach1/TM/Vega	Marek Skrivan	76	IPK/TM /Vega
Jorrit Pex	69	4	KR/TM/Vega	Valentino Fritsch	73	KR/IAME/Vega
Andre Maticic	9	3	Birel ART/TM/Vega	Lukas Scherbinskas	10	Energy/TM/Vega
Stan Pex	1	2	Republic/TM/Vega	Juho Valtanen	81	KR/IAME /Vega
Markus Kajak	6	1	Maranello/TM/Vega	David Trefilov	5	Maranello/TM/Vega

Pole Position

Row

printed 21.09.2024 18:42



## DKM - KZ2

## Warm Up Super Heat

Track length: 1.190 Km

Session Started: 7:59:59

Best Lap by: 6 - Markus Kajak - 47.634

Rank	#	Driver	Nat	Sponsor Entrant	Nat	License E-License	Make	laps	Best Lap	Diff	In Lap	Penalty
1	6	Markus Kajak	EST	Maranello SRP Factory Team	DEU	ITE26214 KBF38275	Maranello/TM/Vega	6	47.634		6	
2	1	Stan Pex	NLD	SP Motorsport	NLD	ITE31772 IBL47253	Kart Republic/TM/Vega	6	47.758	0.124	6	
3	76	Marek Skrivan	CZE	IPK Factory Team	CZE	ITE24AS0203 IBL2400631	IPK/TM /Vega	6	47.795	0.161	6	
4	5	David Trefilov	DEU	Maranello SRP Factory Team	DEU	ITE 16049 KBF38275	Maranello/TM /Vega	6	47.858	0.224	6	
5	69	Jorrit Pex	NLD	SP Motorsport	NLD	ITE27382 IBL47253006	KR/TM/Vega	6	47.884	0.250	6	
6	13	Christiaan de Kleijn	NLD	CRG Holland	NLD	ITE44092 IBL15521	CRG/TM/Vega	6	47.893	0.259	6	
7	16	Guust Specken	NLD	CRG Holland	NLD	ITE33443 IBL15521	CRG/TM/Vega	6	47.947	0.313	5	
8	60	Nico Lemberg	FIN	Kali Kart Finland	FIN	ITE34752735 IBL50125317	Kali Kart/TM/Vega	6	48.010	0.376	6	
9	9	Andre Matisic	DEU	Solgat Motorsport	DEU	ITE 34369 KBF42332	Birel ART/TM/Vega	6	48.044	0.410	6	
10	70	Matej Kacovsky	CZE	Spirit Racing s.r.o	CZE	ITC-C24AS0641 IBL24AT00161	Birel Art/TM /Vega	6	48.065	0.431	6	
11	46	Gianni Andrisani	DEU	TB Racing Team	DEU	ITE13762 KBF38262	KR/TM/Vega	6	48.103	0.469	5	
12	83	Linus Hensen	DEU	Mach1 Motorsport/Kartschmie.de	DEU	ITE 10705 KBF39310	Mach1/TM/Vega	6	48.104	0.470	6	
13	73	Valentino Fritsch	DEU	Dörr Motorsport	DEU	ITE12819 BIC16982	KR/IAME/Vega	6	48.118	0.484	6	
14	10	Lukas Scherbinkas	DEU	NSL Racing	LTU	ITE11348 IBL2024-KL/10	Energy/TM/Vega	6	48.149	0.515	6	
15	81	Juho Valtanen	FIN	Dörr Motorsport	DEU	ITF23575347 BIC16982	KR/IAME /Vega	6	48.154	0.520	6	
16	12	Lukas Schächer	DEU	TB Racing Team	DEU	ITE 28091 KBF38262	KR/TM/Vega	6	48.162	0.528	6	
17	88	Lenny Ried	DEU	Lanari Racing Team	DEU	ITE 10696 KBF17166	KR/TM /Vega	5	48.186	0.552	5	
18	79	Sandro Holzem	DEU	Dörr Motorsport	DEU	ITC-C11248 DMSB Int. Club Bewerber Lizenz16382	KR/IAME /Vega	6	48.228	0.594	5	
19	65	Kipras Jurse	LTU	Paske Racing	LTU	ITE2024-ITE/001 IBL2024-KL/05	Righetti Ridolfi/TM/Vega	6	48.234	0.600	6	
20	19	Jannik Julius-Bernhart	AUT	Dörr Motorsport	DEU	ITEJK2048 BIF38420	KR/IAME/Vega	6	48.329	0.695	6	
21	41	Maddox Wirtz	DEU	VDB Kart Racing	DEU	ITE 39902 KBF42053	Birel Art/TM/Vega	6	48.438	0.804	6	
22	63	Karl Lukaschewsky	DEU	Maranello SRP Factory Team	DEU	ITE 36974 KBF38275	Maranello/TM/Vega	6	48.536	0.902	6	
23	85	Anton Astashenko	LVA	Paske Racing	LTU	ITEAA12929LV24 IBL2024-KL/05	BirelArt/TM /Vega	6	48.709	1.075	6	
24	89	Tobias Nath	DEU	Dörr Motorsport	DEU	ITE29314 BIF38420	KR/t.b.a./Vega	6	49.026	1.392	6	
25	17	Nico Franke	DEU	ADAC Berlin-Brandenburg e.V. SG Samuelkart	NLD	ITE42574 IBL57205001	CRG/TM/Vega	6	49.222	1.588	5	
26	84	Torsten Simon	DEU	Torsten Simon	DEU	ITE11252 11252	Tony Kart/VORTEX/Vega	5	49.853	2.219	5	
27	80	Joel Ededahl	SWE	Joel Ededahl	SWE	ITE12493 IDC12493	Parolin/TM/Vega	0			0	


Timekeeper  
M.Riehmers

Race Director  
H.Seidel

Page 1/1

These results are provisional until the conclusion of any judicial and technical matters!

Printed: 22.09.2024 / 08:11



**INT. ADAC Kartrennen Wackersdorf**

DKM - KZ2

Pro Kart Raceland Wackersdorf 1,190 Km

Warm Up Super Heat

22.09.2024 08:00

Practice (6:00 Time) started at 7:59:59

Lap	Time of Day	Lap Tm	Diff	S1 Tm	S2 Tm	S3 Tm
<b>(6) Markus Kajak</b>						
1	8:02:23.196	<b>1:00.457</b>	+12.823	23.088	19.723	17.646
2	8:03:17.394	<b>54.198</b>	+6.564	20.526	17.478	16.194
3	8:04:10.728	<b>53.334</b>	+5.700	19.756	17.656	15.922
4	8:04:59.734	<b>49.006</b>	+1.372	18.046	16.095	14.865
5	8:05:48.090	<b>48.356</b>	+0.722	17.254	16.035	15.067
6	8:06:35.724	<b>47.634</b>		<b>17.048</b>	<b>15.985</b>	<b>14.601</b>

<b>(1) Stan Pex</b>						
1	8:02:28.241	<b>1:01.086</b>	+13.328	24.717	19.673	16.696
2	8:03:20.215	<b>51.974</b>	+4.216	19.130	17.169	15.675
3	8:04:13.132	<b>52.917</b>	+5.159	18.444	16.907	17.566
4	8:05:02.608	<b>49.476</b>	+1.718	17.787	16.582	15.107
5	8:05:50.671	<b>48.063</b>	+0.305	17.242	15.976	14.845
6	8:06:38.429	<b>47.758</b>		<b>17.176</b>	<b>15.894</b>	<b>14.688</b>

<b>(76) Marek Skrivan</b>						
1	8:02:30.009	<b>1:00.896</b>	+13.100	23.594	20.212	17.089
2	8:03:22.749	<b>52.740</b>	+4.945	19.207	17.407	16.126
3	8:04:13.448	<b>50.699</b>	+2.904	18.331	16.686	15.682
4	8:05:02.757	<b>49.309</b>	+1.514	17.833	16.362	15.114
5	8:05:50.981	<b>48.224</b>	+0.429	17.292	16.098	14.834
6	8:06:38.776	<b>47.795</b>		<b>17.175</b>	<b>15.883</b>	<b>14.737</b>

<b>(5) David Trefilov</b>						
1	8:02:10.504	<b>55.749</b>	+7.891	21.070	18.212	16.467
2	8:03:02.860	<b>52.356</b>	+4.498	19.166	17.149	16.041
3	8:03:52.744	<b>49.884</b>	+2.026	18.356	16.400	15.128
4	8:04:41.164	<b>48.420</b>	+0.562	17.414	16.130	14.876
5	8:05:29.396	<b>48.232</b>	+0.374	17.257	16.156	14.819
6	8:06:17.254	<b>47.858</b>		<b>17.114</b>	<b>16.011</b>	<b>14.733</b>

<b>(69) Jorrit Pex</b>						
1	8:01:58.683	<b>53.969</b>	+6.085	20.359	17.608	16.002
2	8:02:51.117	<b>52.434</b>	+4.550	17.531	17.531	15.725
3	8:03:40.794	<b>49.677</b>	+1.793	18.188	16.427	15.062
4	8:04:29.323	<b>48.529</b>	+0.645	17.538	16.055	14.936
5	8:05:17.472	<b>48.149</b>	+0.265	17.285	16.003	14.861
6	8:06:05.356	<b>47.884</b>		<b>17.193</b>	<b>15.915</b>	<b>14.776</b>

<b>(13) Christiaan de Kleijn</b>						
1	8:02:23.936	<b>59.931</b>	+12.038	23.456	18.932	17.543
2	8:03:18.089	<b>54.153</b>	+6.260	20.457	17.576	16.120
3	8:04:10.212	<b>52.123</b>	+4.230	19.308	17.071	15.744
4	8:04:59.048	<b>48.836</b>	+0.943	17.660	16.212	14.964
5	8:05:47.221	<b>48.173</b>	+0.280	17.214	16.076	14.883
6	8:06:35.114	<b>47.893</b>		<b>17.176</b>	<b>15.973</b>	<b>14.744</b>

<b>(16) Guust Specken</b>						
1	8:02:24.305	<b>58.704</b>	+10.757	24.047	18.141	16.516
2	8:03:18.232	<b>53.927</b>	+5.980	20.474	17.389	16.064
3	8:04:08.222	<b>49.990</b>	+2.043	18.545	16.508	14.937
4	8:04:56.320	<b>48.098</b>	+0.151	17.291	16.032	14.775
5	8:05:44.267	<b>47.947</b>		<b>17.193</b>	<b>15.932</b>	<b>14.822</b>
6	8:06:32.230	<b>47.963</b>	+0.016	<b>17.172</b>	<b>16.029</b>	<b>14.762</b>

<b>(60) Nico Lemberg</b>						
1	8:02:32.069	<b>1:05.531</b>	+17.521	25.022	21.524	18.985
2	8:03:26.199	<b>54.130</b>	+6.120	20.338	17.625	16.167
3	8:04:15.865	<b>49.666</b>	+1.656	18.231	16.385	15.050
4	8:05:04.494	<b>48.629</b>	+0.619	17.680	16.121	14.828
5	8:05:52.596	<b>48.102</b>	+0.092	17.245	16.053	14.804
6	8:06:40.606	<b>48.010</b>		<b>17.190</b>	<b>16.056</b>	<b>14.764</b>

<b>(9) Andre Matisic</b>						
1	8:02:22.209	<b>58.400</b>	+10.356	22.300	19.232	16.868
2	8:03:13.645	<b>51.436</b>	+3.392	19.081	17.022	15.333
3	8:04:02.976	<b>49.331</b>	+1.287	17.954	16.323	15.054
4	8:04:51.317	<b>48.341</b>	+0.297	17.320	16.096	14.925
5	8:05:39.839	<b>48.522</b>	+0.478	17.539	16.067	14.916
6	8:06:27.883	<b>48.044</b>		<b>17.162</b>	<b>16.046</b>	<b>14.836</b>

<b>(70) Matej Kacovsky</b>						
----------------------------	--	--	--	--	--	--

Lap	Time of Day	Lap Tm	Diff	S1 Tm	S2 Tm	S3 Tm
1	8:02:28.550	<b>1:00.347</b>	+12.282	23.898	19.677	16.772
2	8:03:20.522	<b>51.972</b>	+3.907	19.160	17.203	15.609
3	8:04:11.251	<b>50.729</b>	+2.664	18.331	17.055	15.343
4	8:05:00.092	<b>48.841</b>	+0.776	17.684	16.269	14.888
5	8:05:48.275	<b>48.183</b>	+0.118	17.245	16.107	14.831
6	8:06:36.340	<b>48.065</b>		<b>17.206</b>	<b>16.086</b>	<b>14.773</b>

<b>(46) Gianni Andrisani</b>						
1	8:02:14.356	<b>54.217</b>	+6.114	20.589	17.315	16.313
2	8:03:04.469	<b>50.113</b>	+2.010	18.582	16.460	15.071
3	8:03:53.119	<b>48.650</b>	+0.547	17.435	16.287	14.928
4	8:04:41.506	<b>48.387</b>	+0.284	17.272	16.157	14.958
5	8:05:29.609	<b>48.103</b>		<b>17.223</b>	<b>16.098</b>	<b>14.782</b>
6	8:06:17.876	<b>48.267</b>	+0.164	<b>17.121</b>	<b>16.299</b>	<b>14.847</b>

<b>(83) Linus Hensen</b>						
1	8:02:30.267	<b>58.539</b>	+10.435	22.088	19.438	17.013
2	8:03:21.454	<b>51.187</b>	+3.083	19.103	16.855	15.229
3	8:04:10.867	<b>49.413</b>	+1.309	17.596	16.684	15.133
4	8:04:59.385	<b>48.618</b>	+0.414	17.619	16.012	14.887
5	8:05:47.503	<b>48.118</b>	+0.014	<b>17.221</b>	<b>16.103</b>	<b>14.794</b>
6	8:06:35.607	<b>48.104</b>		<b>17.264</b>	<b>16.011</b>	<b>14.829</b>

<b>(73) Valentino Fritsch</b>						
1	8:02:27.453	<b>59.721</b>	+11.603	23.720	19.140	16.861
2	8:03:19.541	<b>52.088</b>	+3.970	19.227	17.147	15.714
3	8:04:09.813	<b>50.272</b>	+2.154	18.160	16.904	15.208
4	8:04:58.451	<b>48.638</b>	+0.520	17.387	16.289	14.962
5	8:05:46.824	<b>48.373</b>	+0.255	17.281	16.177	14.915
6	8:06:34.942	<b>48.118</b>		<b>17.226</b>	<b>16.090</b>	<b>14.802</b>

<b>(10) Lukas Scherbinkas</b>						
1	8:02:11.516	<b>53.956</b>	+5.807	19.973	17.757	16.226
2	8:03:02.208	<b>50.692</b>	+2.543	18.696	16.778	15.218
3	8:03:51.270	<b>49.062</b>	+0.913	17.682	16.422	14.958
4	8:04:40.002	<b>48.732</b>	+0.583	17.533	16.261	14.938
5	8:05:28.390	<b>48.388</b>	+0.239	17.417	<b>16.107</b>	<b>14.864</b>
6	8:06:16.539	<b>48.149</b>		<b>17.211</b>	<b>16.144</b>	<b>14.794</b>

<b>(81) Juho Valtanen</b>						
1	8:02:15.008	<b>56.733</b>	+8.579	20.895	18.505	17.333
2	8:03:09.971	<b>54.963</b>	+6.809	20.238	18.035	16.690
3	8:04:04.023	<b>54.052</b>	+5.898	20.105	17.516	16.431
4	8:04:55.920	<b>51.897</b>	+3.743	19.046	17.191	15.661
5	8:05:44.921	<b>49.001</b>	+0.847	17.383	16.370	15.248
6	8:06:33.075	<b>48.154</b>		<b>17.240</b>	<b>16.087</b>	<b>14.827</b>

<b>(12) Lukas Schächer</b>						
1	8:02:24.447	<b>56.940</b>	+8.778	22.991	18.092	15.857
2	8:03:16.966	<b>52.519</b>	+4.357	19.629	17.357	15.533
3	8:04:06.245	<b>49.279</b>	+1.117	17.829	16.320	15.130
4	8:04:55.029	<b>48.784</b>	+0.622	17.474	16.279	15.031
5	8:05:43.576	<b>48.547</b>	+0.385	17.553	16.097	<b>14.897</b>
6	8:06:31.738	<b>48.162</b>		<b>17.140</b>	<b>16.089</b>	<b>14.933</b>

<b>(88) Lenny Ried</b>						
1	8:03:10.497	<b>1:31.997</b>	+43.811	57.166	18.728	16.103
2	8:04:01.257	<b>50.760</b>	+2.574	18.772	16.688	15.300
3	8:04:50.246	<b>48.989</b>	+0.803	17.590	16.328	15.071
4	8:05:38.907	<b>48.661</b>	+0.475	17.518	16.179	14.964
5	8:06:27.093	<b>48.186</b>		<b>17.232</b>	<b>16.051</b>	<b>14.903</b>

<b>(79) Sandro Holzem</b>						
1	8:02:31.811	<b>1:02.068</b>	+13.840	23.285	20.968	17.815
2	8:03:25.136	<b>53.325</b>	+5.097	20.099	17.447	15.779
3	8:04:15.207	<b>50.071</b>	+1.843	18.377	16.333	15.361
4	8:05:04.004	<b>48.797</b>	+0.569	17.699	16.155	14.943
5	8:05:52.232	<b>48.228</b>		<b>17.251</b>	<b>16.098</b>	<b>14.879</b>
6	8:06:40.466	<b>48.234&lt;/</b>				

INT. ADAC Kartrennen Wackersdorf

DKM - KZ2

Pro Kart Raceland Wackersdorf 1,190 Km

Warm Up Super Heat

22.09.2024 08:00

Practice (6:00 Time) started at 7:59:59

Lap	Time of Day	Lap Tm	Diff	S1 Tm	S2 Tm	S3 Tm	Lap	Time of Day	Lap Tm	Diff	S1 Tm	S2 Tm	S3 Tm
4	8:05:03.549	<b>48.700</b>	+0.466	17.540	16.254	14.906							
5	8:05:52.014	<b>48.465</b>	+0.231	17.393	16.098	14.974							
6	8:06:40.248	<b>48.234</b>		<b>17.316</b>	<b>16.088</b>	<b>14.830</b>							
[19] Jannik Julius-Bernhart													
1	8:02:22.593	<b>58.445</b>	+10.116	22.224	19.496	16.725							
2	8:03:14.407	<b>51.814</b>	+3.485	19.230	17.250	15.334							
3	8:04:03.522	<b>49.115</b>	+0.786	17.649	16.424	15.042							
4	8:04:52.274	<b>48.752</b>	+0.423	17.319	16.408	15.025							
5	8:05:41.737	<b>49.463</b>	+1.134	17.665	16.874	14.924							
6	8:06:30.066	<b>48.329</b>		<b>17.257</b>	<b>16.207</b>	<b>14.865</b>							
[41] Maddox Wirtz													
1	8:02:24.169	<b>56.666</b>	+8.228	22.657	17.999	16.010							
2	8:03:15.047	<b>50.878</b>	+2.440	18.930	16.682	15.266							
3	8:04:04.141	<b>49.094</b>	+0.656	17.701	16.323	15.070							
4	8:04:52.871	<b>48.730</b>	+0.292	17.516	16.246	14.968							
5	8:05:41.875	<b>49.004</b>	+0.566	17.426	16.381	15.197							
6	8:06:30.313	<b>48.438</b>		<b>17.384</b>	<b>16.205</b>	<b>14.849</b>							
[63] Karl Lukaschewsky													
1	8:02:30.720	<b>1:04.472</b>	+15.936	24.901	20.932	18.639							
2	8:03:26.210	<b>55.490</b>	+6.954	20.603	18.267	16.620							
3	8:04:19.112	<b>52.902</b>	+4.366	20.097	17.287	15.518							
4	8:05:08.241	<b>49.129</b>	+0.593	17.842	16.245	15.042							
5	8:05:56.829	<b>48.588</b>	+0.052	17.382	<b>16.186</b>	<b>15.020</b>							
6	8:06:45.365	<b>48.536</b>		<b>17.246</b>	16.231	15.059							
[85] Anton Astashenko													
1	8:02:29.176	<b>1:00.468</b>	+11.759	23.732	20.203	16.533							
2	8:03:20.718	<b>51.542</b>	+2.833	18.929	17.045	15.568							
3	8:04:11.718	<b>51.000</b>	+2.291	18.635	17.086	15.279							
4	8:05:00.658	<b>48.940</b>	+0.231	17.596	16.311	<b>15.033</b>							
5	8:05:49.525	<b>48.867</b>	+0.158	17.482	16.302	15.083							
6	8:06:38.234	<b>48.709</b>		<b>17.399</b>	<b>16.248</b>	15.062							
[89] Tobias Nath													
1	8:02:18.392	<b>57.302</b>	+8.276	21.539	18.609	17.154							
2	8:03:11.560	<b>53.168</b>	+4.142	19.800	17.765	15.603							
3	8:04:01.905	<b>50.345</b>	+1.319	18.328	16.678	15.339							
4	8:04:51.222	<b>49.317</b>	+0.291	17.639	16.430	15.248							
5	8:05:40.927	<b>49.705</b>	+0.679	18.221	<b>16.360</b>	<b>15.124</b>							
6	8:06:29.953	<b>49.026</b>		<b>17.376</b>	16.518	15.132							
[17] Nico Franke													
1	8:02:32.326	<b>1:03.871</b>	+14.649	24.136	20.893	18.842							
2	8:03:26.356	<b>54.030</b>	+4.808	20.279	17.460	16.291							
3	8:04:17.085	<b>50.729</b>	+1.507	18.660	16.631	15.438							
4	8:05:06.741	<b>49.656</b>	+0.434	17.741	16.599	15.316							
5	8:05:55.963	<b>49.222</b>		17.582	16.442	<b>15.198</b>							
6	8:06:45.215	<b>49.252</b>	+0.030	<b>17.503</b>	<b>16.428</b>	15.321							
[84] Torsten Simon													
1	8:02:33.170	<b>59.336</b>	+9.483	20.729	19.931	18.676							
2	8:03:31.673	<b>58.503</b>	+8.650	20.324	19.774	18.405							
3	8:04:22.819	<b>51.146</b>	+1.293	18.784	16.870	15.492							
4	8:05:12.980	<b>50.161</b>	+0.308	18.157	16.738	<b>15.266</b>							
5	8:06:02.833	<b>49.853</b>		<b>17.970</b>	<b>16.575</b>	15.308							



## DKM - KZ2

## Super Heat

Track length: 1.190 Km

Race Started: 9:38:57

Best Lap by: 6 - Markus Kajak - 47.621

Rank	#	Driver	Nat	Sponsor Entrant	Nat	License E-License	Make	laps	T. Time Diff	Best Lap	Penalty	Points
1	0	6 Markus Kajak	EST	Maranello SRP Factory Team	DEU	ITE26214 KBF38275	Maranello/TM/Vega	16	12:49.079	47.621		75
2	0	5 David Trefilov	DEU	Maranello SRP Factory Team	DEU	ITE 16049 KBF38275	Maranello/TM /Vega	16	12:55.199 6.120	47.658		69
3	0	1 Stan Pex	NLD	SP Motorsport	NLD	ITE31772 IBL47253	Kart Republic/TM/Vega	16	12:55.565 6.486	47.721		63
4	10	16 Guust Specken	NLD	CRG Holland	NLD	ITE33443 IBL15521	CRG/TM/Vega	16	12:56.233 7.154	47.742		57
5	1	10 Lukas Scherbinskas	DEU	NSL Racing	LTU	ITE 11348 IBL2024-KL/10	Energy/TM/Vega	16	12:56.670 7.591	47.842		51
6	-1	9 Andre Maticic	DEU	Solgat Motorsport	DEU	ITE 34369 KBF42332	Birel ART/TM/Vega	16	12:57.126 8.047	47.849		48
7	6	13 Christiaan de Kleijn	NLD	CRG Holland	NLD	ITE44092 IBL15521	CRG/TM/Vega	16	12:57.404 8.325	47.806		45
8	2	76 Marek Skrivan	CZE	IPK Factory Team	CZE	ITE24AS0203 IBL2400631	IPK/TM /Vega	16	12:57.982 8.903	47.626		42
9	-1	73 Valentino Fritsch	DEU	Dörr Motorsport	DEU	ITE12819 BIC16982	KR/IAME/Vega	16	12:58.501 9.422	47.820		39
10	-1	83 Linus Hensen	DEU	Mach1 Motorsport/Kartschmie.de	DEU	ITE 10705 KBF39310	Mach1/TM/Vega	16	13:00.178 11.099	47.812		36
11	7	88 Lenny Ried	DEU	Lanari Racing Team	DEU	ITE 10696 KBF17166	KR/TM /Vega	16	13:00.441 11.362	47.866		34
12	-8	81 Juho Valtanen	FIN	Dörr Motorsport	DEU	ITF23575347 BIC16982	KR/IAME /Vega	16	13:00.934 11.855	47.748	+ 5 sec	32
13	-6	69 Jorrit Pex	NLD	SP Motorsport	NLD	ITE27382 IBL47253006	KR/TM/Vega	16	13:02.654 13.575	48.206		30
14	2	46 Gianni Andrisani	DEU	TB Racing Team	DEU	ITE13762 KBF38262	KR/TM/Vega	16	13:02.684 13.605	47.903		28
15	0	70 Matej Kacovsky	CZE	Spirit Racing s.r.o	CZE	ITC-C24AS0641 IBL24AT00161	Birel Art/TM /Vega	16	13:03.142 14.063	47.925		26
16	-5	63 Karl Lukaschewsky	DEU	Maranello SRP Factory Team	DEU	ITE 36974 KBF38275	Maranello/TM/Vega	16	13:03.650 14.571	47.971		24
17	2	65 Kipras Jurse	LTU	Paske Racing	LTU	ITE2024-ITE/001 IBL2024-KL/05	Righetti Ridolfi/TM/Vega	16	13:03.720 14.641	47.962		22
18	3	41 Maddox Wirtz	DEU	VDB Kart Racing	DEU	ITE 39902 KBF42053	Birel Art/TM/Vega	16	13:05.069 15.990	47.959		20
19	-7	79 Sandro Holzem	DEU	Dörr Motorsport	DEU	ITC-C11248 DMSB Int. Oib-Silverstar-Lizen1932	KR/IAME /Vega	16	13:05.306 16.227	47.903		18
20	0	60 Nico Lemberg	FIN	Kali Kart Finland	FIN	ITE34752735 IBL50125317	Kali Kart/TM/Vega	16	13:06.561 17.482	48.014		17
21	3	12 Lukas Schächer	DEU	TB Racing Team	DEU	ITE 28091 KBF38262	KR/TM/Vega	16	13:06.779 17.700	48.081		16
22	4	85 Anton Astashenko	LVA	Paske Racing	LTU	ITEAA12929LV24 IBL2024-KL/05	BirelArt/TM /Vega	16	13:12.046 22.967	48.355		15
23	0	89 Tobias Nath	DEU	Dörr Motorsport	DEU	ITE29314 BIF38420	KR/t.b.a./Vega	16	13:13.378 24.299	48.500		14
24	-2	80 Joel Ededahl	SWE	Joel Ededahl	SWE	ITE12493 IDC12493	Parolin/TM/Vega	16	13:13.761 24.682	48.641		13
25	2	17 Nico Franke	DEU	ADAC Berlin-Brandenburg e.V. SG Samuelkart	NLD	ITE42574 IBL57205001	CRG/TM/Vega	16	13:18.420 29.341	49.032		12
26	-1	84 Torsten Simon	DEU	Torsten Simon	DEU	ITE11252 11252	Tony Kart/VORTEX/Vega	16	13:23.282 34.203	49.076		11
27	-10	19 Jannik Julius-Bernhart	AUT	Dörr Motorsport	DEU	ITEJK2048 BIF38420	KR/IAME/Vega	3	2:35.779 13 Laps	49.449		10

### Announcements

# 81 + 5 sec front fairing


Timekeeper  
M.Riehmers

Race Director  
H.Seidel

Page 1/1

These results are provisional until the conclusion of any judicial and technical matters!

Printed: 22.09.2024 / 09:59











INT. ADAC Kartrennen Wackersdorf

DKM - KZ2

Pro Kart Raceland Wackersdorf 1,190 Km

Super Heat

22.09.2024 09:35

Race (16 Laps) started at 9:38:57


Lap	Time of Day	Lap Tm	Diff	S1 Tm	S2 Tm	S3 Tm	Lap	Time of Day	Lap Tm	Diff	S1 Tm	S2 Tm	S3 Tm
11	9:48:09.529	<b>49.032</b>		17.604	16.374	15.054							
12	9:48:58.680	<b>49.151</b>	+0.119	17.619	16.450	15.082							
13	9:49:48.302	<b>49.622</b>	+0.590	17.603	16.491	15.528							
14	9:50:37.379	<b>49.077</b>	+0.045	17.631	16.421	<b>15.025</b>							
15	9:51:26.488	<b>49.109</b>	+0.077	<b>17.534</b>	16.546	15.029							
16	9:52:15.560	<b>49.072</b>	+0.040	17.571	16.455	15.046							

(84) Torsten Simon

1	9:39:55.168	<b>55.340</b>	+6.264	21.162	18.237	15.951
2	9:40:46.068	<b>50.900</b>	+1.824	18.595	16.864	15.441
3	9:41:36.157	<b>50.089</b>	+1.013	17.952	16.678	15.459
4	9:42:26.360	<b>50.203</b>	+1.127	18.155	16.693	15.355
5	9:43:16.031	<b>49.671</b>	+0.595	17.720	16.668	15.283
6	9:44:05.653	<b>49.622</b>	+0.546	17.848	16.563	15.211
7	9:44:54.729	<b>49.076</b>		<b>17.600</b>	16.413	<b>15.063</b>
8	9:45:44.535	<b>49.806</b>	+0.730	17.694	16.916	15.196
9	9:46:33.920	<b>49.385</b>	+0.309	17.690	16.511	15.184
10	9:47:23.270	<b>49.350</b>	+0.274	17.810	<b>16.403</b>	15.137
11	9:48:12.643	<b>49.373</b>	+0.297	17.774	16.435	15.164
12	9:49:02.071	<b>49.428</b>	+0.352	17.766	16.478	15.184
13	9:49:51.597	<b>49.526</b>	+0.450	17.752	16.512	15.262
14	9:50:40.942	<b>49.345</b>	+0.269	17.718	16.460	15.167
15	9:51:30.407	<b>49.465</b>	+0.389	17.782	16.442	15.241
16	9:52:20.422	<b>50.015</b>	+0.939	17.896	16.561	15.558

(19) Jannik Julius-Bernhart

1	9:39:53.316	<b>53.973</b>	+4.524	20.539	17.968	15.466
2	9:40:43.470	<b>50.154</b>	+0.705	17.805	17.131	15.218
3	9:41:32.919	<b>49.449</b>		<b>17.747</b>	<b>16.801</b>	<b>14.901</b>



INT. ADAC Kartrennen Wackersdorf

Lapchart

DKM - KZ2

Pro Kart Raceland Wackersdorf 1,190 Km

Super Heat

22.09.2024 09:35

Race (16 Laps) started at 9:38:57

Competitors	Laps																
	0	1	2	3	4	5	6	7	8	9	10	11	12	13	14	15	16
Markus Kajak (6)	1	6	6	6	6	6	6	6	6	6	6	6	6	6	6	6	6
David Trefilov (5)	2	5	5	1	5	5	5	5	5	5	5	5	5	5	5	5	5
Stan Pex (1)	3	1	1	5	1	1	1	1	1	1	1	1	1	1	1	1	1
Juho Valtanen (81)	4	81	81	81	81	81	81	81	81	81	81	81	81	81	81	81	81
Andre Maticic (9)	5	9	10	10	10	10	16	16	16	16	16	16	16	16	16	16	16
Lukas Scherbinkas (10)	6	10	9	16	16	16	10	10	10	10	10	10	10	10	10	10	10
Valentino Fritsch (73)	7	73	73	9	9	9	9	9	9	9	9	9	9	9	9	9	9
Jorrit Pex (69)	8	69	69	73	73	73	13	13	13	13	13	13	13	13	13	13	13
Linus Hensen (83)	9	83	16	13	13	13	73	73	73	73	73	73	73	73	73	76	76
Marek Skrivan (76)	10	76	13	69	69	69	69	69	69	69	76	76	76	76	76	73	73
Guust Specken (16)	11	16	83	83	83	83	83	76	76	76	69	69	83	83	83	83	83
Karl Lukaschewsky (63)	12	63	88	76	76	76	76	83	83	83	83	83	88	88	88	88	88
Christiaan de Kleijn (13)	13	13	65	88	88	88	88	88	88	88	88	88	69	69	69	69	69
Gianni Andrisani (46)	14	46	76	65	63	63	63	63	63	63	63	46	46	46	46	46	46
Matej Kacovsky (70)	15	70	63	63	19	46	46	46	46	46	46	63	63	63	63	70	70
Lenny Ried (88)	16	88	70	19	46	65	65	65	65	70	70	70	70	70	70	63	63
Sandro Holzem (79)	17	79	46	46	65	70	70	70	70	65	65	65	65	65	65	65	65
Kipras Jurse (65)	18	65	41	70	70	12	12	12	12	12	12	12	12	12	41	41	41
Maddox Wirtz (41)	19	41	19	41	12	60	60	41	41	41	41	41	41	41	79	79	79
Nico Lemberg (60)	20	60	89	12	60	41	41	60	60	60	60	79	79	79	12	12	60
Jannik Julius-Bernhart (19)	21	19	79	89	41	79	79	79	79	79	79	60	60	60	60	12	12
Lukas Schächer (12)	22	12	12	60	79	80	80	80	80	80	80	80	85	85	85	85	85
Joel Ededahl (80)	23	80	60	79	80	85	85	85	85	85	85	85	80	80	80	89	89
Tobias Nath (89)	24	89	80	80	89	17	17	89	89	89	89	89	89	89	89	80	80
Torsten Simon (84)	25	84	85	17	85	89	89	17	17	17	17	17	17	17	17	17	17
Anton Astashenko (85)	26	85	17	85	17	84	84	84	84	84	84	84	84	84	84	84	84
Nico Franke (17)	27	17	84	84	84												



**DKM Round 6**

**DKM - KZ2**


**Wackersdorf II**

**Final Intermediate Classification**

Pos.	No.	Firstname	Lastname	Nat.	Entrant	Nat.	Ent	Make	Sponsor	QP	Total PTS	Heat 1	Heat 2	CUH
1	6	Markus	Kajak	EST	Maranello SRP Factory Team	DEU	Maranello/TM/Vega			1	175	50	50	75
2	5	David	Trefilov	DEU	Maranello SRP Factory Team	DEU	Maranello/TM /Vega			3	157	44	44	69
3	1	Stan	Pex	NLD	SP Motorsport	NLD	Kart Republic/TM/Vega			2	145	41	41	63
4	10	Lukas	Scherbinskas	DEU	NSL Racing	LTU	Energy/TM/Vega			10	109	24	34	51
5	81	Juho	Valtanen	FIN	Dörr Motorsport	DEU	KR/IAME /Vega			4	108	38	38	32
6	9	Andre	Maticic	DEU	Solgat Motorsport	DEU	Birel ART/TM/Vega			9	108	32	28	48
7	16	Guust	Specken	NLD	CRG Holland	NLD	CRG/TM/Vega			11	103	36	10	57
8	73	Valentino	Fritsch	DEU	Dörr Motorsport	DEU	KR/IAME/Vega			12	93	30	24	39
9	13	Christiaan	de Kleijn	NLD	CRG Holland	NLD	CRG/TM/Vega			26	93	23	25	45
10	76	Marek	Skrivan	CZE	IPK Factory Team	CZE	IPK/TM /Vega			6	92	14	36	42
11	83	Linus	Hensen	DEU	Mach1 Motorsport/Kartschmie.de	DEU	Mach1/TM/Vega			8	89	21	32	36
12	69	Jorrit	Pex	NLD	SP Motorsport	NLD	KR/TM/Vega			14	87	34	23	30
13	88	Lenny	Ried	DEU	Lanari Racing Team	DEU	KR/TM /Vega			5	74	13	27	34
14	63	Karl	Lukaschewsky	DEU	Maranello SRP Factory Team	DEU	Maranello/TM/Vega			17	73	28	21	24
15	46	Gianni	Andrisani	DEU	TB Racing Team	DEU	KR/TM/Vega			19	72	27	17	28
16	70	Matej	Kacovsky	CZE	Spirit Racing s.r.o	CZE	Birel Art/TM /Vega			21	72	20	26	26
17	79	Sandro	Holzem	DEU	Dörr Motorsport	DEU	KR/IAME /Vega			7	66	26	22	18
18	65	Kipras	Jurse	LTU	Paske Racing	LTU	Righetti Ridolfi/TM/Vega			16	62	25	15	22
19	41	Maddox	Wirtz	DEU	VDB Kart Racing	DEU	Birel Art/TM/Vega			27	59	19	20	20
20	60	Nico	Lemberg	FIN	Kali Kart Finland	FIN	Kali Kart/TM/Vega			18	57	22	18	17
21	19	Jannik	Julius-Bernhart	AUT	Dörr Motorsport	DEU	KR/IAME/Vega			13	52	12	30	10
22	12	Lukas	Schächer	DEU	TB Racing Team	DEU	KR/TM/Vega			15	46	11	19	16
23	89	Tobias	Nath	DEU	Dörr Motorsport	DEU	KR/t.b.a./Vega			23	45	17	14	14
24	80	Joel	Ededahl	SWE	Joel Ededahl	SWE	Parolin/TM/Vega			20	44	18	13	13
25	85	Anton	Astashenko	LVA	Paske Racing	LTU	BirelArt/TM /Vega			22	41	10	16	15
26	84	Torsten	Simon	DEU	Torsten Simon	DEU	Tony Kart/VORTEX/Vega			24	39	16	12	11
27	17	Nico	Franke	DEU	SG Samuelkart	NLD	CRG/TM/Vega	ADAC Berlin-Brandenburg e.V.		25	38	15	11	12

**Announcements:** These results are provisional until the conclusion of any judicial and technical matters

Racedirector Horst Seidel:



Timekeeping Monika Riehmers:



Printed: 22.09.2024 10:02

Posted at: h



DKM Round 6

Class: DKM - KZ2

Date/Time: 22.09.2024 13:55

Track:

Heat:

Laps:

Wackersdorf II

Final

21 laps

Edition 1

	35	18		36
	33	17		34
	31	16		32
	29	15		30
Nico Franke	17	14		28
	27			
Anton Astashenko	85	13	Torsten Simon	84
	25			26
Tobias Nath	89	12	Joel Ededahl	80
	23			24
Jannik Julius-Bernhart	19	11	Lukas Schächer	12
	21			22
Maddox Wirtz	41	10	Nico Lemberg	60
	19			20
Sandro Holzem	79	9	Kipras Jurse	65
	17			18
Gianni Andrisani	46	8	Matej Kacovsky	70
	15			16
Lenny Ried	88	7	Karl Lukaschewsky	63
	13			14
Linus Hensen	83	6	Jorrit Pex	69
	11			12
Christiaan de Kleijn	13	5	Marek Skrivan	76
	9			10
Guust Specken	16	4	Valentino Fritsch	73
	7			8
Juho Valtanen	81	3	Andre Maticic	9
	5			6
Stan Pex	1	2	Lukas Scherbinkas	10
	3			4
Markus Kajak	6	1	David Trefilov	5
	1			2

Pole Position

printed 22.09.2024 10:02



## DKM - KZ2

## Final

Track length: 1.190 Km

Race Started: 13:59:06

Best Lap by: 6 - Markus Kajak - 47.331

Rank	#	Driver	Nat	Sponsor Entrant	Nat	License E-License	Make	laps	T. Time Diff	Best Lap	Penalty	Points
1	10	Lukas Scherbinskas	DEU	NSL Racing	LTU	ITE11348 IBL2024-KL/10	Energy/TM/Vega	21	16:48.590	47.665		50
2	5	David Trefilov	DEU	Maranello SRP Factory Team	DEU	ITE 16049 KBF38275	Maranello/TM /Vega	21	16:49.064 0.474	47.563		44
3	1	Stan Pex	NLD	SP Motorsport	NLD	ITE31772 IBL47253	Kart Republic/TM/Vega	21	16:49.376 0.786	47.540		38
4	81	Juho Valtanen	FIN	Dörr Motorsport	DEU	ITF23575347 BIC16982	KR/IAME /Vega	21	16:49.625 1.035	47.671		0
5	16	Guust Specken	NLD	CRG Holland	NLD	ITE33443 IBL15521	CRG/TM/Vega	21	16:49.972 1.382	47.727		34
6	73	Valentino Fritsch	DEU	Dörr Motorsport	DEU	ITE12819 BIC16982	KR/IAME/Vega	21	16:50.541 1.951	47.692		0
7	76	Marek Skrivan	CZE	IPK Factory Team	CZE	ITE24AS0203 IBL2400631	IPK/TM /Vega	21	16:50.884 2.294	47.595		0
8	83	Linus Hensen	DEU	Mach1 Motorsport/Kartschmie.de	DEU	ITE 10705 KBF39310	Mach1/TM/Vega	21	16:53.814 5.224	47.777		0
9	9	Andre Maticic	DEU	Solgat Motorsport	DEU	ITE 34369 KBF42332	Birel ART/TM/Vega	21	16:54.032 5.442	47.731		30
10	88	Lenny Ried	DEU	Lanari Racing Team	DEU	ITE 10696 KBF17166	KR/TM /Vega	21	16:54.206 5.616	47.760		0
11	79	Sandro Holzem	DEU	Dörr Motorsport	DEU	ITC-C11248 DMSB Int. Q1-Driver Licent1692	KR/IAME /Vega	21	16:55.476 6.886	47.812		0
12	46	Gianni Andrisani	DEU	TB Racing Team	DEU	ITE13762 KBF38262	KR/TM/Vega	21	16:55.942 7.352	47.849		26
13	12	Lukas Schächer	DEU	TB Racing Team	DEU	ITE 28091 KBF38262	KR/TM/Vega	21	16:56.174 7.584	47.551	+ 5 sec	22
14	65	Kipras Jurse	LTU	Paske Racing	LTU	ITE2024-ITE/001 IBL2024-KL/05	Righetti Ridolfi/TM/Vega	21	16:57.699 9.109	47.803		0
15	41	Maddox Wirtz	DEU	VDB Kart Racing	DEU	ITE 39902 KBF42053	Birel Art/TM/Vega	21	16:58.070 9.480	47.903		18
16	60	Nico Lemberg	FIN	Kali Kart Finland	FIN	ITE34752735 IBL50125317	Kali Kart/TM/Vega	21	16:58.287 9.697	47.896		14
17	63	Karl Lukaschewsky	DEU	Maranello SRP Factory Team	DEU	ITE 36974 KBF38275	Maranello/TM/Vega	21	16:59.339 10.749	47.879		0
18	19	Jannik Julius-Bernhart	AUT	Dörr Motorsport	DEU	ITEJK2048 BIF38420	KR/IAME/Vega	21	17:01.522 12.932	47.768	+ 5 sec	10
19	89	Tobias Nath	DEU	Dörr Motorsport	DEU	ITE29314 BIF38420	KR/t.b.a./Vega	21	17:07.534 18.944	48.205		8
20	85	Anton Astashenko	LVA	Paske Racing	LTU	ITEAA12929LV24 IBL2024-KL/05	BirelArt/TM /Vega	21	17:08.866 20.276	48.124		0
21	17	Nico Franke	DEU	ADAC Berlin-Brandenburg e.V. SG Samuelkart	NLD	ITE42574 IBL57205001	CRG/TM/Vega	21	17:16.667 28.077	48.674		6
22	6	Markus Kajak	EST	Maranello SRP Factory Team	DEU	ITE26214 KBF38275	Maranello/TM/Vega	20	15:54.389 1 Lap	47.331		5
23	69	Jorrit Pex	NLD	SP Motorsport	NLD	ITE27382 IBL47253006	KR/TM/Vega	20	16:47.780 1 Lap	47.707		2
24	70	Matej Kacovsky	CZE	Spirit Racing s.r.o	CZE	ITC-C24AS0641 IBL24AT00161	Birel Art/TM /Vega	16	13:06.530 5 Laps	47.757		0
25	80	Joel Ededahl	SWE	Joel Ededahl	SWE	ITE12493 IDC12493	Parolin/TM/Vega	15	12:41.851 6 Laps	48.506	+ 5 sec	0
26	84	Torsten Simon	DEU	Torsten Simon	DEU	ITE11252 11252	Tony Kart/VORTEX/Vega	5	4:43.438 16 Laps	49.380		0
27	13	Christiaan de Kleijn	NLD	CRG Holland	NLD	ITE44092 IBL15521	CRG/TM/Vega	0	1.144 21 Laps			1

### Announcements

# 80 + 5 sec causing a collision

# 12,19 + 5 sec front fairing


Timekeeper  
M.Riehmers

Race Director  
H.Seidel

Page 1/1

These results are provisional until the conclusion of any judicial and technical matters!

Printed: 22.09.2024 / 14:36





INT. ADAC Kartrennen Wackersdorf

DKM - KZ2

Pro Kart Raceland Wackersdorf 1,190 Km

Final

22.09.2024 13:55

Race (21 Laps) started at 13:59:06

Lap	Time of Day	Lap Tm	Diff	S1 Tm	S2 Tm	S3 Tm
<b>(10) Lukas Scherbinskas</b>						
1	13:59:57.013	<b>50.190</b>	+2.525	19.010	16.182	14.998
2	14:00:45.434	<b>48.421</b>	+0.756	17.383	16.115	14.923
3	14:01:33.759	<b>48.325</b>	+0.660	17.296	16.174	14.855
4	14:02:21.951	<b>48.192</b>	+0.527	17.291	16.067	14.834
5	14:03:09.985	<b>48.034</b>	+0.369	17.203	16.020	14.811
6	14:03:57.876	<b>47.891</b>	+0.226	17.178	15.939	14.774
7	14:04:45.748	<b>47.872</b>	+0.207	17.165	15.951	14.756
8	14:05:33.569	<b>47.821</b>	+0.156	17.181	15.894	14.746
9	14:06:21.457	<b>47.888</b>	+0.223	17.197	15.913	14.778
10	14:07:09.214	<b>47.757</b>	+0.092	17.116	15.904	14.737
11	14:07:56.879	<b>47.665</b>		<b>17.091</b>	15.876	<b>14.698</b>
12	14:08:44.672	<b>47.793</b>	+0.128	17.176	<b>15.863</b>	14.754
13	14:09:32.399	<b>47.727</b>	+0.062	17.129	15.883	14.715
14	14:10:20.294	<b>47.895</b>	+0.230	17.147	15.999	14.749
15	14:11:08.085	<b>47.791</b>	+0.126	17.182	15.905	14.704
16	14:11:55.889	<b>47.804</b>	+0.139	17.152	15.922	14.730
17	14:12:43.613	<b>47.724</b>	+0.059	17.109	15.876	14.739
18	14:13:31.396	<b>47.783</b>	+0.118	17.175	15.894	14.714
19	14:14:19.203	<b>47.807</b>	+0.142	17.129	15.949	14.729
20	14:15:07.075	<b>47.872</b>	+0.207	17.230	15.940	14.702
21	14:15:54.962	<b>47.887</b>	+0.222	17.178	15.966	14.743

Lap	Time of Day	Lap Tm	Diff	S1 Tm	S2 Tm	S3 Tm
<b>(5) David Trefilov</b>						
1	13:59:57.245	<b>50.873</b>	+3.310	19.221	16.522	15.130
2	14:00:45.617	<b>48.372</b>	+0.809	17.352	16.216	14.804
3	14:01:34.169	<b>48.552</b>	+0.989	17.488	16.098	14.966
4	14:02:22.145	<b>47.976</b>	+0.413	17.101	16.056	14.819
5	14:03:10.115	<b>47.970</b>	+0.407	17.247	15.980	14.743
6	14:03:58.172	<b>48.057</b>	+0.494	17.305	15.963	14.789
7	14:04:46.407	<b>48.235</b>	+0.672	17.183	16.015	15.037
8	14:05:34.155	<b>47.748</b>	+0.185	17.108	15.964	14.676
9	14:06:21.718	<b>47.563</b>		17.030	15.871	14.662
10	14:07:09.696	<b>47.978</b>	+0.415	17.218	15.868	14.892
11	14:07:57.281	<b>47.585</b>	+0.022	17.139	<b>15.792</b>	14.654
12	14:08:44.876	<b>47.595</b>	+0.032	17.073	15.874	<b>14.648</b>
13	14:09:32.897	<b>48.021</b>	+0.458	17.304	15.894	14.823
14	14:10:20.730	<b>47.833</b>	+0.270	<b>17.001</b>	15.971	14.861
15	14:11:08.522	<b>47.792</b>	+0.229	17.074	15.919	14.799
16	14:11:56.253	<b>47.731</b>	+0.168	17.078	15.867	14.786
17	14:12:44.009	<b>47.756</b>	+0.193	17.093	15.869	14.794
18	14:13:31.838	<b>47.829</b>	+0.266	17.058	15.980	14.791
19	14:14:19.723	<b>47.885</b>	+0.322	17.057	15.915	14.913
20	14:15:07.552	<b>47.829</b>	+0.266	17.056	16.004	14.769
21	14:15:55.436	<b>47.884</b>	+0.321	17.213	15.800	14.871

Lap	Time of Day	Lap Tm	Diff	S1 Tm	S2 Tm	S3 Tm
<b>(1) Stan Pex</b>						
1	13:59:57.710	<b>50.919</b>	+3.379	19.300	16.496	15.123
2	14:00:45.914	<b>48.204</b>	+0.664	17.317	16.001	14.886
3	14:01:34.684	<b>48.770</b>	+1.230	17.369	16.450	14.951
4	14:02:22.631	<b>47.947</b>	+0.407	17.134	15.960	14.853
5	14:03:10.639	<b>48.008</b>	+0.468	17.175	16.013	14.820
6	14:03:58.352	<b>47.713</b>	+0.173	17.112	15.892	14.709
7	14:04:46.526	<b>48.174</b>	+0.634	17.196	15.948	15.030
8	14:05:34.468	<b>47.942</b>	+0.402	17.230	15.948	14.764
9	14:06:22.051	<b>47.583</b>	+0.043	17.048	<b>15.791</b>	14.744
10	14:07:09.800	<b>47.749</b>	+0.209	17.146	15.807	14.796
11	14:07:57.653	<b>47.853</b>	+0.313	17.295	15.831	14.727
12	14:08:45.193	<b>47.540</b>		<b>17.029</b>	15.829	<b>14.682</b>
13	14:09:33.072	<b>47.879</b>	+0.339	17.169	15.863	14.847
14	14:10:20.896	<b>47.824</b>	+0.284	17.099	15.812	14.913
15	14:11:08.729	<b>47.833</b>	+0.293	17.104	15.874	14.855
16	14:11:56.485	<b>47.756</b>	+0.216	17.123	15.849	14.784
17	14:12:44.213	<b>47.728</b>	+0.188	17.183	15.803	14.742
18	14:13:31.992	<b>47.779</b>	+0.239	17.165	15.817	14.797
19	14:14:19.872	<b>47.880</b>	+0.340	17.092	15.907	14.881
20	14:15:07.718	<b>47.846</b>	+0.306	17.126	15.905	14.815
21	14:15:55.748	<b>48.030</b>	+0.490	17.343	15.885	14.802

Lap	Time of Day	Lap Tm	Diff	S1 Tm	S2 Tm	S3 Tm
<b>(81) Juho Valtanen</b>						
1	13:59:57.773	<b>50.667</b>	+2.996	19.357	16.267	15.043
2	14:00:46.045	<b>48.272</b>	+0.601	17.436	16.064	14.772
3	14:01:34.396	<b>48.351</b>	+0.680	17.403	16.154	14.794

Lap	Time of Day	Lap Tm	Diff	S1 Tm	S2 Tm	S3 Tm
4	14:02:22.372	<b>47.976</b>	+0.305	17.181	16.060	14.735
5	14:03:10.823	<b>48.451</b>	+0.780	17.268	16.363	14.820
6	14:03:58.728	<b>47.905</b>	+0.234	17.176	15.974	14.755
7	14:04:46.716	<b>47.988</b>	+0.317	17.225	15.882	14.881
8	14:05:34.771	<b>48.055</b>	+0.384	17.239	16.051	14.765
9	14:06:22.448	<b>47.677</b>	+0.006	17.105	15.888	14.684
10	14:07:10.124	<b>47.676</b>	+0.005	<b>17.066</b>	15.900	14.710
11	14:07:57.881	<b>47.757</b>	+0.086	17.212	15.901	14.644
12	14:08:45.552	<b>47.571</b>		17.094	15.900	14.677
13	14:09:33.362	<b>47.810</b>	+0.139	17.167	15.888	14.755
14	14:10:21.116	<b>47.754</b>	+0.083	17.101	15.923	14.730
15	14:11:08.906	<b>47.790</b>	+0.119	17.123	15.963	14.704
16	14:11:56.831	<b>47.925</b>	+0.254	17.362	15.920	<b>14.643</b>
17	14:12:44.572	<b>47.741</b>	+0.070	17.119	15.943	14.730
18	14:13:32.350	<b>47.778</b>	+0.107	17.099	15.897	14.782
19	14:14:20.170	<b>47.820</b>	+0.149	17.163	15.928	14.729
20	14:15:07.951	<b>47.781</b>	+0.110	17.236	<b>15.872</b>	14.673
21	14:15:55.997	<b>48.046</b>	+0.375	17.366	15.984	14.696

Lap	Time of Day	Lap Tm	Diff	S1 Tm	S2 Tm	S3 Tm
<b>(16) Guust Specken</b>						
1	13:59:58.581	<b>51.375</b>	+3.648	19.750	16.417	15.208
2	14:00:46.962	<b>48.381</b>	+0.654	17.265	16.306	14.810
3	14:01:35.070	<b>48.108</b>	+0.381	17.200	15.951	14.957
4	14:02:22.951	<b>47.881</b>	+0.154	17.091	15.995	14.795
5	14:03:11.173	<b>48.222</b>	+0.495	17.118	16.021	15.083
6	14:03:59.001	<b>47.828</b>	+0.101	17.091	15.969	14.768
7	14:04:46.953	<b>47.952</b>	+0.225	17.142	16.029	14.781
8	14:05:34.981	<b>48.028</b>	+0.301	17.214	15.986	14.828
9	14:06:22.852	<b>47.871</b>	+0.144	17.091	15.961	14.819
10	14:07:10.659	<b>47.807</b>	+0.080	<b>17.065</b>	15.954	14.788
11	14:07:58.516	<b>47.857</b>	+0.130	17.161	15.948	14.748
12	14:08:46.295	<b>47.779</b>	+0.052	17.093	15.928	14.758
13	14:09:34.095	<b>47.800</b>	+0.073	17.096	15.928	14.776
14	14:10:21.835	<b>47.740</b>	+0.013	17.070	15.928	14.742
15	14:11:09.590	<b>47.755</b>	+0.028	17.116	15.906	14.733
16	14:11:57.481	<b>47.891</b>	+0.164	17.112	16.061	14.718
17	14:12:45.208	<b>47.727</b>		17.095	15.923	<b>14.709</b>
18	14:13:32.977	<b>47.769</b>	+0.042	17.117	15.931	14.721
19	14:14:20.741	<b>47.764</b>	+0.037	17.091	15.952	14.721
20	14:15:08.491	<b>47.750</b>	+0.023	17.086	<b>15.874</b>	14.790
21	14:15:56.344	<b>47.853</b>	+0.126	17.186	15.926	14.741

Lap	Time of Day	Lap Tm	Diff	S1 Tm	S2 Tm	S3 Tm
<b>(73) Valentino Fritsch</b>						
1	13:59:58.326	<b>51.042</b>	+3.350	19.608	16.385	15.049
2	14:00:46.797	<b>48.471</b>	+0.779	17.253	16.393	14.825
3	14:01:35.201	<b>48.404</b>	+0.712	17.183	16.247	14.974
4	14:02:23.200	<b>47.999</b>	+0.307	17.206	16.029	14.764
5	14:03:11.309	<b>48.109</b>	+0.417	17.145	16.011	14.953
6	14:03:59.255	<b>47.946</b>	+0.254	17.156	16.009	14.781
7	14:04:47.232	<b>47.977</b>	+0.285	17.120	16.077	14.780
8	14:05:35.207	<b>47.975</b>	+0.283	17.174	16.024	14.77





INT. ADAC Kartrennen Wackersdorf

DKM - KZ2

Pro Kart Raceland Wackersdorf 1,190 Km

Final

22.09.2024 13:55

Race (21 Laps) started at 13:59:06

Lap	Time of Day	Lap Tm	Diff	S1 Tm	S2 Tm	S3 Tm	Lap	Time of Day	Lap Tm	Diff	S1 Tm	S2 Tm	S3 Tm
6	14:04:10.277	<b>48.492</b>	+0.368	17.417	16.081	14.994	12	14:09:05.525	<b>48.596</b>	+0.889	17.666	16.017	14.913
7	14:04:58.708	<b>48.431</b>	+0.307	17.432	16.049	14.950	13	14:09:54.338	<b>48.813</b>	+1.106	17.628	16.174	15.011
8	14:05:47.230	<b>48.522</b>	+0.398	17.395	16.136	14.991	14	14:10:43.169	<b>48.831</b>	+1.124	17.574	16.255	15.002
9	14:06:35.943	<b>48.713</b>	+0.589	17.577	16.133	15.003	15	14:11:33.093	<b>49.924</b>	+2.217	18.350	16.312	15.262
10	14:07:24.122	<b>48.179</b>	+0.055	17.316	<b>15.955</b>	14.908	16	14:12:22.894	<b>49.801</b>	+2.094	18.348	16.420	15.033
11	14:08:12.261	<b>48.139</b>	+0.015	<b>17.201</b>	15.974	14.964	17	14:13:13.040	<b>50.146</b>	+2.439	18.278	16.763	15.105
12	14:09:00.487	<b>48.226</b>	+0.102	17.270	16.063	14.893	18	14:14:03.973	<b>50.933</b>	+3.226	19.116	16.132	15.685
13	14:09:48.611	<b>48.124</b>		17.307	15.955	<b>14.862</b>	19	14:14:58.806	<b>54.833</b>	+7.126	19.368	19.375	16.090
14	14:10:36.982	<b>48.371</b>	+0.247	17.338	16.035	14.998	20	14:15:54.152	<b>55.346</b>	+7.639	22.988	16.155	16.203
15	14:11:25.329	<b>48.347</b>	+0.223	17.370	16.041	14.936							
16	14:12:13.663	<b>48.334</b>	+0.210	17.412	16.006	14.916							
17	14:13:01.885	<b>48.222</b>	+0.098	17.308	15.986	14.928							
18	14:13:50.401	<b>48.516</b>	+0.392	17.468	15.982	15.066							
19	14:14:38.608	<b>48.207</b>	+0.083	17.291	16.006	14.910							
20	14:15:26.824	<b>48.216</b>	+0.092	17.306	15.993	14.917							
21	14:16:15.238	<b>48.414</b>	+0.290	17.431	16.091	14.892							
<b>(17) Nico Franke</b>							<b>(70) Matej Kacovsky</b>						
1	14:00:03.012	<b>53.531</b>	+4.857	19.988	17.593	15.950	1	13:59:59.681	<b>51.581</b>	+3.824	19.849	16.457	15.275
2	14:00:53.590	<b>50.578</b>	+1.904	19.007	16.445	15.126	2	14:00:48.236	<b>48.555</b>	+0.798	17.268	16.209	15.078
3	14:01:42.533	<b>48.943</b>	+0.269	17.627	<b>16.192</b>	15.124	3	14:01:36.832	<b>48.596</b>	+0.839	17.285	16.124	15.187
4	14:02:31.482	<b>48.949</b>	+0.275	17.585	16.236	15.128	4	14:02:24.975	<b>48.143</b>	+0.386	17.355	15.950	14.838
5	14:03:20.505	<b>49.023</b>	+0.349	17.468	16.359	15.196	5	14:03:13.404	<b>48.429</b>	+0.672	17.161	16.080	15.188
6	14:04:09.447	<b>48.942</b>	+0.268	17.542	16.273	15.127	6	14:04:01.845	<b>48.441</b>	+0.684	17.553	16.013	14.875
7	14:04:58.231	<b>48.784</b>	+0.110	17.405	16.210	15.169	7	14:04:49.923	<b>48.078</b>	+0.321	17.271	15.958	14.849
8	14:05:47.100	<b>48.869</b>	+0.195	17.538	16.237	15.094	8	14:05:37.962	<b>48.039</b>	+0.282	17.175	16.018	14.846
9	14:06:36.309	<b>49.209</b>	+0.535	17.452	16.232	15.525	9	14:06:25.804	<b>47.842</b>	+0.085	17.140	15.866	14.836
10	14:07:25.126	<b>48.817</b>	+0.143	17.496	16.259	15.062	10	14:07:13.679	<b>47.875</b>	+0.118	<b>17.088</b>	15.941	14.846
11	14:08:13.817	<b>48.691</b>	+0.017	<b>17.339</b>	16.259	15.093	11	14:08:01.628	<b>47.949</b>	+0.192	17.134	16.000	14.815
12	14:09:02.751	<b>48.934</b>	+0.260	17.466	16.371	15.097	12	14:08:49.391	<b>47.763</b>	+0.006	17.089	<b>15.862</b>	14.812
13	14:09:51.607	<b>48.856</b>	+0.182	17.426	16.294	15.136	13	14:09:37.254	<b>47.863</b>	+0.106	17.150	15.882	14.831
14	14:10:40.498	<b>48.891</b>	+0.217	17.409	16.301	15.181	14	14:10:25.038	<b>47.784</b>	+0.027	17.113	15.894	14.777
15	14:11:29.460	<b>48.962</b>	+0.288	17.501	16.283	15.178	15	14:11:12.795	<b>47.757</b>		17.118	15.872	<b>14.767</b>
16	14:12:18.240	<b>48.780</b>	+0.106	17.457	16.221	15.102	16	14:12:12.902	<b>1:00.107</b>	+12.350	17.100	16.637	26.370
17	14:13:07.304	<b>49.064</b>	+0.390	17.430	16.483	15.151							
18	14:13:55.978	<b>48.674</b>		17.450	16.199	<b>15.025</b>							
19	14:14:44.918	<b>48.940</b>	+0.266	17.469	16.317	15.154							
20	14:15:33.884	<b>48.966</b>	+0.292	17.498	16.392	15.076							
21	14:16:23.039	<b>49.155</b>	+0.481	17.738	16.296	15.121							
<b>(6) Markus Kajak</b>							<b>(80) Joel Ededahl</b>						
1	13:59:56.450	<b>50.037</b>	+2.706	18.951	16.155	14.931	1	14:00:02.619	<b>53.524</b>	+5.018	20.273	17.516	15.735
2	14:00:44.639	<b>48.189</b>	+0.858	17.269	16.041	14.879	2	14:01:08.104	<b>1:05.485</b>	+16.979	33.378	16.802	15.305
3	14:01:32.692	<b>48.053</b>	+0.722	17.214	16.051	14.788	3	14:01:57.254	<b>49.150</b>	+0.644	17.701	16.352	15.097
4	14:02:20.819	<b>48.127</b>	+0.796	17.361	15.935	14.831	4	14:02:46.127	<b>48.873</b>	+0.367	17.520	16.243	15.110
5	14:03:08.523	<b>47.704</b>	+0.373	17.045	15.910	14.749	5	14:03:35.101	<b>48.974</b>	+0.468	17.602	16.364	15.008
6	14:03:56.138	<b>47.615</b>	+0.284	17.065	15.856	14.694	6	14:04:23.967	<b>48.866</b>	+0.360	17.495	16.322	15.049
7	14:04:43.750	<b>47.612</b>	+0.281	17.050	15.845	14.717	7	14:05:12.723	<b>48.756</b>	+0.250	17.447	16.232	15.077
8	14:05:31.200	<b>47.450</b>	+0.119	16.976	15.787	14.687	8	14:06:01.374	<b>48.651</b>	+0.145	17.467	16.250	<b>14.934</b>
9	14:06:18.581	<b>47.381</b>	+0.050	16.984	<b>15.703</b>	14.694	9	14:06:50.178	<b>48.804</b>	+0.298	17.507	16.311	14.986
10	14:07:06.054	<b>47.473</b>	+0.142	16.965	15.835	14.673	10	14:07:38.847	<b>48.669</b>	+0.163	17.488	16.175	15.006
11	14:07:53.444	<b>47.390</b>	+0.059	<b>16.923</b>	15.785	14.682	11	14:08:27.863	<b>49.016</b>	+0.510	17.680	16.307	15.029
12	14:08:40.924	<b>47.480</b>	+0.149	16.973	15.820	14.687	12	14:09:16.436	<b>48.573</b>	+0.067	17.351	16.197	15.025
13	14:09:28.462	<b>47.538</b>	+0.207	16.952	15.904	14.682	13	14:10:04.942	<b>48.506</b>		<b>17.324</b>	<b>16.170</b>	15.012
14	14:10:15.963	<b>47.501</b>	+0.170	16.944	15.816	14.741	14	14:10:53.612	<b>48.670</b>	+0.164	17.512	16.171	14.987
15	14:11:03.422	<b>47.459</b>	+0.128	17.020	15.780	14.659	15	14:11:43.223	<b>49.611</b>	+1.105	17.400	16.192	16.019
16	14:11:50.867	<b>47.445</b>	+0.114	17.005	15.789	14.651							
17	14:12:38.198	<b>47.331</b>		16.936	15.758	<b>14.637</b>							
18	14:13:25.656	<b>47.458</b>	+0.127	16.955	15.847	14.656							
19	14:14:13.184	<b>47.528</b>	+0.197	17.001	15.847	14.680							
20	14:15:00.761	<b>47.577</b>	+0.246	17.043	15.872	14.662							
<b>(69) Jorrit Pex</b>							<b>(84) Torsten Simon</b>						
1	14:00:02.367	<b>54.645</b>	+6.938	21.570	17.731	15.344	1	14:00:03.233	<b>54.010</b>	+4.630	20.618	17.696	15.696
2	14:01:00.498	<b>58.131</b>	+10.424	25.502	16.598	16.031	2	14:01:20.376	<b>1:17.143</b>	+27.763	43.926	17.631	15.586
3	14:01:50.399	<b>49.901</b>	+2.194	18.199	16.494	15.208	3	14:02:10.206	<b>49.830</b>	+0.450	18.014	16.565	15.251
4	14:02:39.089	<b>48.690</b>	+0.983	17.514	16.144	15.032	4	14:02:59.586	<b>49.380</b>		17.706	16.466	<b>15.208</b>
5	14:03:27.874	<b>48.785</b>	+1.078	17.547	16.255	14.983	5	14:03:49.810	<b>50.224</b>	+0.844	<b>17.674</b>	<b>16.383</b>	16.167
6	14:04:16.207	<b>48.333</b>	+0.626	17.384	15.972	14.977							
7	14:05:04.680	<b>48.473</b>	+0.766	17.408	16.024	15.041							
8	14:05:53.068	<b>48.388</b>	+0.681	17.506	15.953	14.929							
9	14:06:40.775	<b>47.707</b>		<b>17.057</b>	<b>15.824</b>	<b>14.826</b>							
10	14:07:28.579	<b>47.804</b>	+0.097	17.072	15.863	14.869							
11	14:08:16.929	<b>48.350</b>	+0.643	17.441	16.059	14.850							



INT. ADAC Kartrennen Wackersdorf

Lapchart

DKM - KZ2


Pro Kart Raceland Wackersdorf 1,190 Km

Final

22.09.2024 13:55

Race (21 Laps) started at 13:59:06

Competitors	Laps																					
	0	1	2	3	4	5	6	7	8	9	10	11	12	13	14	15	16	17	18	19	20	21
David Trefilov (5)	1	5	6	6	6	6	6	6	6	6	6	6	6	6	6	6	6	6	6	6	6	10
Markus Kajak (6)	2	6	10	10	10	10	10	10	10	10	10	10	10	10	10	10	10	10	10	10	10	5
Stan Pex (1)	3	1	5	5	5	5	5	5	5	5	5	5	5	5	5	5	5	5	5	5	5	1
Lukas Scherbinkas (10)	4	10	1	1	81	81	1	1	1	1	1	1	1	1	1	1	1	1	1	1	1	81
Juho Valtanen (81)	5	81	81	81	1	1	81	81	81	81	81	81	81	81	81	81	81	81	81	81	81	16
Andre Maticic (9)	6	9	9	73	16	16	16	16	16	16	16	16	16	16	16	16	16	16	16	16	16	73
Guust Specken (16)	7	16	73	16	73	73	73	73	73	73	73	73	73	73	73	73	73	73	73	73	73	76
Valentino Fritsch (73)	8	73	16	9	9	9	9	9	9	9	9	9	9	9	76	76	76	76	76	76	76	12
Marek Skrivan (76)	9	76	76	76	76	76	83	83	83	83	76	76	76	76	9	12	12	12	12	12	12	83
Christiaan de Kleijn (13)	10	13	83	83	83	83	76	76	76	76	83	83	83	12	12	9	9	9	9	9	83	9
Linus Hensen (83)	11	83	88	88	88	88	88	88	88	88	88	12	12	83	83	83	83	83	83	83	9	88
Jorrit Pex (69)	12	69	70	70	70	70	79	79	12	12	12	88	88	88	88	88	88	88	88	88	88	79
Lenny Ried (88)	13	88	41	41	41	79	70	12	79	79	79	79	70	70	70	70	79	79	79	79	79	46
Karl Lukaschewsky (63)	14	63	79	79	79	12	12	70	70	70	70	70	79	79	79	79	46	46	46	46	46	19
Matej Kacovsky (70)	15	70	46	46	12	41	46	46	46	46	46	46	46	46	46	46	19	19	19	19	19	65
Gianni Andrisani (46)	16	46	12	12	46	46	65	19	19	19	19	19	19	19	19	19	65	65	65	65	65	41
Sandro Holzem (79)	17	79	65	65	65	65	19	65	65	65	65	65	65	65	65	65	41	41	41	41	41	60
Maddox Wirtz (41)	18	41	19	19	19	19	41	41	41	41	41	41	41	41	41	41	60	60	60	60	60	63
Lukas Schächer (12)	19	12	60	60	60	60	60	60	60	60	60	60	60	60	60	60	63	63	63	63	63	89
Kipras Jurse (65)	20	65	89	89	89	63	63	63	63	63	63	63	63	63	63	63	89	89	89	89	89	85
Jannik Julius-Bernhart (19)	21	19	69	63	63	89	89	89	89	89	89	89	89	89	89	89	70	85	85	85	85	17
Nico Lemberg (60)	22	60	80	17	17	17	17	17	17	17	85	85	85	85	85	85	85	85	17	17	17	17
Tobias Nath (89)	23	89	63	85	85	85	85	85	85	85	17	17	17	17	17	17	17	69	69	69	69	69
Joel Ededahl (80)	24	80	17	69	69	69	69	69	69	69	69	69	69	69	69	69	69					
Torsten Simon (84)	25	84	84	80	80	80	80	80	80	80	80	80	80	80	80	80						
Nico Franke (17)	26	17	85	84	84	84	84															
Anton Astashenko (85)	27	85																				



## DKM - KZ2

## Qualifying Heat 1 Revision 2

Track length: 1.190 Km

Race Started: 13:43:57

Best Lap by: 5 - David Trefilov - 47.267

Rank	#	Driver	Nat	Sponsor Entrant	Nat	License E-License	Make	laps	T. Time Diff	Best Lap	Penalty	Points
1	0	6 Markus Kajak	EST	Maranello SRP Factory Team	DEU	ITE26214 KBF38275	Maranello/TM/Vega	12	9:33.619	47.302		50
2	1	5 David Trefilov	DEU	Maranello SRP Factory Team	DEU	ITE 16049 KBF38275	Maranello/TM /Vega	12	9:34.071 0.452	47.267		44
3	-1	1 Stan Pex	NLD	SP Motorsport	NLD	ITE31772 IBL47253	Kart Republic/TM/Vega	12	9:35.239 1.620	47.364		41
4	0	81 Juho Valtanen	FIN	Dörr Motorsport	DEU	ITF23575347 BIC16982	KR/IAME /Vega	12	9:37.644 4.025	47.589		38
5	6	16 Guust Specken	NLD	CRG Holland	NLD	ITE33443 IBL15521	CRG/TM/Vega	12	9:38.586 4.967	47.661		36
6	3	9 Andre Maticic	DEU	Solgat Motorsport	DEU	ITE 34369 KBF42332	Birel ART/TM/Vega	12	9:41.347 7.728	47.744		34
7	5	73 Valentino Fritsch	DEU	Dörr Motorsport	DEU	ITE12819 BIC16982	KR/IAME/Vega	12	9:41.675 8.056	47.777		32
8	9	63 Karl Lukaschewsky	DEU	Maranello SRP Factory Team	DEU	ITE 36974 KBF38275	Maranello/TM/Vega	12	9:44.969 11.350	47.740		30
9	10	46 Gianni Andrisani	DEU	TB Racing Team	DEU	ITE13762 KBF38262	KR/TM/Vega	12	9:45.735 12.116	47.644		28
10	-3	79 Sandro Holzem	DEU	Dörr Motorsport	DEU	ITC-C11248 DMSB Int. Clubmaster License	KR/IAME /Vega	12	9:46.125 12.506	47.760		27
11	5	65 Kipras Jurse	LTU	Paske Racing	LTU	ITE2024-ITE/001 IBL2024-KL/05	Righetti Ridolfi/TM/Vega	12	9:46.999 13.380	47.955		26
12	-2	10 Lukas Scherbinskas	DEU	NSL Racing	LTU	ITE11348 IBL2024-KL/10	Energy/TM/Vega	12	9:48.119 14.500	47.553	+ 5 sec	25
13	13	13 Christiaan de Kleijn	NLD	CRG Holland	NLD	ITE44092 IBL15521	CRG/TM/Vega	12	9:48.629 15.010	47.709		24
14	4	60 Nico Lemberg	FIN	Kali Kart Finland	FIN	ITE34752735 IBL50125317	Kali Kart/TM/Vega	12	9:48.962 15.343	47.899		23
15	-7	83 Linus Hensen	DEU	Mach1 Motorsport/Kartschmie.de	DEU	ITE 10705 KBF39310	Mach1/TM/Vega	12	9:49.783 16.164	47.829		22
16	5	70 Matej Kacovsky	CZE	Spirit Racing s.r.o	CZE	ITC-C24AS0641 IBL24AT00161	Birel Art/TM /Vega	12	9:54.233 20.614	47.760	+ 5 sec	21
17	10	41 Maddox Wirtz	DEU	VDB Kart Racing	DEU	ITE 39902 KBF42053	Birel Art/TM/Vega	12	9:54.835 21.216	47.761	+ 5 sec	20
18	2	80 Joel Ededahl	SWE	Joel Ededahl	SWE	ITE12493 IDC12493	Parolin/TM/Vega	12	9:55.386 21.767	48.547		19
19	4	89 Tobias Nath	DEU	Dörr Motorsport	DEU	ITE29314 BIF38420	KR/t.b.a./Vega	12	9:55.825 22.206	48.577		18
20	4	84 Torsten Simon	DEU	Torsten Simon	DEU	ITE11252 11252	Tony Kart/VORTEX/Vega	12	9:58.357 24.738	48.615		17
21	4	17 Nico Franke	DEU	ADAC Berlin-Brandenburg e.V. SG Samuelkart	NLD	ITE42574 IBL57205001	CRG/TM/Vega	12	9:59.487 25.868	48.881		16
22	-16	76 Marek Skrivan	CZE	IPK Factory Team	CZE	ITE24AS0203 IBL2400631	IPK/TM /Vega	12	10:13.459 39.840	47.676		15
23	-18	88 Lenny Ried	DEU	Lanari Racing Team	DEU	ITE 10696 KBF17166	KR/TM /Vega	5	4:17.183 7 Laps	48.422		14
24	-11	19 Jannik Julius-Bernhart	AUT	Dörr Motorsport	DEU	ITEJK2048 BIF38420	KR/IAME/Vega	5	4:31.198 7 Laps	47.883	+ 5 sec	13
25	-10	12 Lukas Schächer	DEU	TB Racing Team	DEU	ITE 28091 KBF38262	KR/TM/Vega	3	2:36.628 9 Laps	50.339		12
26	-4	85 Anton Astashenko	LVA	Paske Racing	LTU	ITEAA12929LV24 IBL2024-KL/05	BirelArt/TM /Vega	1	59.443 11 Laps	56.843		11

### Not classified

DSQ	69	Jorrit Pex	NLD	SP Motorsport	NLD	ITE27382 IBL47253006	KR/TM/Vega	12	DSQ	47.806		5
-----	----	------------	-----	---------------	-----	-------------------------	------------	----	-----	--------	--	---

### Announcements

# 41,70,10,19 + 5 sec front fairing

# 69 DQ Steward


Timekeeper  
M.Riehmers

Race Director  
H.Seidel

Page 1/1

These results are provisional until the conclusion of any judicial and technical matters!

Printed: 22.09.2024 / 17:06



## DKM - KZ2

## Qualifying Heat 2 Revision 3

Track length: 1.190 Km

Race Started: 17:18:48

Best Lap by: 1 - Stan Pex - 47.563

Rank	#	Driver	Nat	Sponsor Entrant	Nat	License E-License	Make	laps	T. Time Diff	Best Lap	Penalty	Points
1	0	6 Markus Kajak	EST	Maranello SRP Factory Team	DEU	ITE26214 KBF38275	Maranello/TM/Vega	12	9:38.163	47.643		50
2	1	5 David Trefilov	DEU	Maranello SRP Factory Team	DEU	ITE 16049 KBF38275	Maranello/TM /Vega	12	9:38.403 0.240	47.604		44
3	-1	1 Stan Pex	NLD	SP Motorsport	NLD	ITE31772 IBL47253	Kart Republic/TM/Vega	12	9:38.813 0.650	47.563		41
4	0	81 Juho Valtanen	FIN	Dörr Motorsport	DEU	ITF23575347 BIC16982	KR/IAME /Vega	12	9:39.615 1.452	47.712		38
5	1	76 Marek Skrivan	CZE	IPK Factory Team	CZE	ITE24AS0203 IBL2400631	IPK/TM /Vega	12	9:40.821 2.658	47.673		36
6	4	10 Lukas Scherbinskas	DEU	NSL Racing	LTU	ITE11348 IBL2024-KL/10	Energy/TM/Vega	12	9:43.294 5.131	47.875		34
7	1	83 Linus Hensen	DEU	Mach1 Motorsport/Kartschmie.de	DEU	ITE 10705 KBF39310	Mach1/TM/Vega	12	9:45.272 7.109	47.988		32
8	5	19 Jannik Julius-Bernhart	AUT	Dörr Motorsport	DEU	ITEJK2048 BIF38420	KR/IAME/Vega	12	9:45.433 7.270	47.919		30
9	0	9 Andre Maticic	DEU	Solgat Motorsport	DEU	ITE 34369 KBF42332	Birel ART/TM/Vega	12	9:47.671 9.508	47.839		28
10	-5	88 Lenny Ried	DEU	Lanari Racing Team	DEU	ITE 10696 KBF17166	KR/TM /Vega	12	9:48.181 10.018	47.953		27
11	10	70 Matej Kacovsky	CZE	Spirit Racing s.r.o	CZE	ITC-C24AS0641 IBL24AT00161	Birel Art/TM /Vega	12	9:49.759 11.596	47.944		26
12	14	13 Christiaan de Kleijn	NLD	CRG Holland	NLD	ITE44092 IBL15521	CRG/TM/Vega	12	9:49.858 11.695	47.890		25
13	-1	73 Valentino Fritsch	DEU	Dörr Motorsport	DEU	ITE12819 BIC16982	KR/IAME/Vega	12	9:50.715 12.552	47.894	+ 5 sec	24
14	-7	79 Sandro Holzem	DEU	Dörr Motorsport	DEU	ITC-C11248 DMSB Int. Ob. Svezter Licen 1932	KR/IAME /Vega	12	9:51.426 13.263	47.843	+ 5 sec	23
15	2	63 Karl Lukaschewsky	DEU	Maranello SRP Factory Team	DEU	ITE 36974 KBF38275	Maranello/TM/Vega	12	9:51.764 13.601	48.109		22
16	11	41 Maddox Wirtz	DEU	VDB Kart Racing	DEU	ITE 39902 KBF42053	Birel Art/TM/Vega	12	9:53.180 15.017	48.072		21
17	-2	12 Lukas Schächer	DEU	TB Racing Team	DEU	ITE 28091 KBF38262	KR/TM/Vega	12	9:54.448 16.285	48.115	+ 5 sec	20
18	0	60 Nico Lemberg	FIN	Kali Kart Finland	FIN	ITE34752735 IBL50125317	Kali Kart/TM/Vega	12	9:54.748 16.585	48.167		19
19	0	46 Gianni Andrisani	DEU	TB Racing Team	DEU	ITE13762 KBF38262	KR/TM/Vega	12	9:56.465 18.302	48.076	+ 5 sec	18
20	2	85 Anton Astashenko	LVA	Paske Racing	LTU	ITEAA12929LV24 IBL2024-KL/05	BirelArt/TM /Vega	12	9:56.523 18.360	48.506		17
21	-5	65 Kipras Jurse	LTU	Paske Racing	LTU	ITE2024-ITE/001 IBL2024-KL/05	Righetti Ridolfi/TM/Vega	12	9:56.983 18.820	48.063	+ 5 sec	16
22	1	89 Tobias Nath	DEU	Dörr Motorsport	DEU	ITE29314 BIF38420	KR/t.b.a./Vega	12	9:57.812 19.649	48.671		15
23	-3	80 Joel Ededahl	SWE	Joel Ededahl	SWE	ITE12493 IDC12493	Parolin/TM/Vega	12	9:58.294 20.131	48.623		14
24	0	84 Torsten Simon	DEU	Torsten Simon	DEU	ITE11252 11252	Tony Kart/VORTEX/Vega	12	10:01.854 23.691	49.045		13
25	0	17 Nico Franke	DEU	ADAC Berlin-Brandenburg e.V. SG Samuelkart	NLD	ITE42574 IBL57205001	CRG/TM/Vega	12	10:02.081 23.918	49.073		12
26	-15	16 Guust Specken	NLD	CRG Holland	NLD	ITE33443 IBL15521	CRG/TM/Vega	6	5:14.938 6 Laps	48.390		11

### Not classified

DSQ	69	Jorrit Pex	NLD	SP Motorsport	NLD	ITE27382 IBL47253006	KR/TM/Vega	12	DSQ	48.100		5
-----	----	------------	-----	---------------	-----	-------------------------	------------	----	-----	--------	--	---

### Announcements

- # 65, 12 + 5 sec push
- # 46,73,79 + 5 sec front fairing
- # 69 DQ Steward

Timekeeper  
M.Riehmers

Race Director  
H.Seidel

Page 1/1

These results are provisional until the conclusion of any judicial and technical matters!

Printed: 22.09.2024 / 17:07



**DKM Round 6**

**DKM - KZ2**

**Wackersdorf II**

**Ranking after Heats Revision 2**

Pos. No.	Firstname	Lastname	Nat.	Dri	Entrant	Nat	Ent	Make	Sponsor	Total points			Heat 1	Heat 2	
										QP	PTS	Diff.			
1	6	Markus	Kajak	EST	Maranello SRP Factory Team	DEU	Maranello/TM/Vega				1	100		50	50
2	5	David	Trefilov	DEU	Maranello SRP Factory Team	DEU	Maranello/TM /Vega				3	88	12	44	44
3	1	Stan	Pex	NLD	SP Motorsport	NLD	Kart Republic/TM/Vega				2	82	18	41	41
4	81	Juho	Valtanen	FIN	Dörr Motorsport	DEU	KR/IAME /Vega				4	76	24	38	38
5	9	Andre	Maticic	DEU	Solgat Motorsport	DEU	Birel ART/TM/Vega				9	62	38	34	28
6	10	Lukas	Scherbinskas	DEU	NSL Racing	LTU	Energy/TM/Vega				10	59	41	25	34
7	73	Valentino	Fritsch	DEU	Dörr Motorsport	DEU	KR/IAME/Vega				12	56	44	32	24
8	83	Linus	Hensen	DEU	Mach1 Motorsport/Kartschmie.de	DEU	Mach1/TM/Vega				8	54	46	22	32
9	63	Karl	Lukaschewsky	DEU	Maranello SRP Factory Team	DEU	Maranello/TM/Vega				17	52	48	30	22
10	76	Marek	Skrivan	CZE	IPK Factory Team	CZE	IPK/TM /Vega				6	51	49	15	36
11	79	Sandro	Holzem	DEU	Dörr Motorsport	DEU	KR/IAME /Vega				7	50	50	27	23
12	13	Christiaan	de Kleijn	NLD	CRG Holland	NLD	CRG/TM/Vega				26	49	51	24	25
13	16	Guust	Specken	NLD	CRG Holland	NLD	CRG/TM/Vega				11	47	53	36	11
14	70	Matej	Kacovsky	CZE	Spirit Racing s.r.o	CZE	Birel Art/TM /Vega				21	47	53	21	26
15	46	Gianni	Andrisani	DEU	TB Racing Team	DEU	KR/TM/Vega				19	46	54	28	18
16	19	Jannik	Julius-Bernhart	AUT	Dörr Motorsport	DEU	KR/IAME/Vega				13	43	57	13	30
17	65	Kipras	Jurse	LTU	Paske Racing	LTU	Righetti Ridolfi/TM/Vega				16	42	58	26	16
18	60	Nico	Lemberg	FIN	Kali Kart Finland	FIN	Kali Kart/TM/Vega				18	42	58	23	19
19	88	Lenny	Ried	DEU	Lanari Racing Team	DEU	KR/TM /Vega				5	41	59	14	27
20	41	Maddox	Wirtz	DEU	VDB Kart Racing	DEU	Birel Art/TM/Vega				27	41	59	20	21
21	80	Joel	Ededahl	SWE	Joel Ededahl	SWE	Parolin/TM/Vega				20	33	67	19	14
22	89	Tobias	Nath	DEU	Dörr Motorsport	DEU	KR/t.b.a./Vega				23	33	67	18	15
23	12	Lukas	Schächer	DEU	TB Racing Team	DEU	KR/TM/Vega				15	32	68	12	20
24	84	Torsten	Simon	DEU	Torsten Simon	DEU	Tony Kart/VORTEX/Vega				24	30	70	17	13
25	85	Anton	Astashenko	LVA	Paske Racing	LTU	BirelArt/TM /Vega				22	28	72	11	17
26	17	Nico	Franke	DEU	SG Samuelkart	NLD	CRG/TM/Vega	ADAC Berlin-Brandenburg e.V.			25	28	72	16	12
DSQ	69	Jorrit	Pex	NLD	SP Motorsport	NLD	KR/TM/Vega				14	10	90	5	5

**Announcements:** These results are provisional until the conclusion of any judicial and technical matters

Racedirector Horst Seidel:



Timekeeping Monika Riehmers:



Printed: 22.09.2024 17:15

Posted at: h





## DKM - KZ2

## Super Heat Revision 2

Track length: 1.190 Km

Race Started: 9:38:57

Best Lap by: 6 - Markus Kajak - 47.621

Rank	#	Driver	Nat	Sponsor Entrant	Nat	License E-License	Make	laps	T. Time Diff	Best Lap	Penalty	Points
1	0	6 Markus Kajak	EST	Maranello SRP Factory Team	DEU	ITE26214 KBF38275	Maranello/TM/Vega	16	12:49.079	47.621		75
2	0	5 David Trefilov	DEU	Maranello SRP Factory Team	DEU	ITE 16049 KBF38275	Maranello/TM /Vega	16	12:55.199 6.120	47.658		69
3	0	1 Stan Pex	NLD	SP Motorsport	NLD	ITE31772 IBL47253	Kart Republic/TM/Vega	16	12:55.565 6.486	47.721		63
4	10	16 Guust Specken	NLD	CRG Holland	NLD	ITE33443 IBL15521	CRG/TM/Vega	16	12:56.233 7.154	47.742		57
5	1	10 Lukas Scherbinskas	DEU	NSL Racing	LTU	ITE 11348 IBL2024-KL/10	Energy/TM/Vega	16	12:56.670 7.591	47.842		51
6	-1	9 Andre Maticic	DEU	Solgat Motorsport	DEU	ITE 34369 KBF42332	Birel ART/TM/Vega	16	12:57.126 8.047	47.849		48
7	6	13 Christiaan de Kleijn	NLD	CRG Holland	NLD	ITE44092 IBL15521	CRG/TM/Vega	16	12:57.404 8.325	47.806		45
8	2	76 Marek Skrivan	CZE	IPK Factory Team	CZE	ITE24AS0203 IBL2400631	IPK/TM /Vega	16	12:57.982 8.903	47.626		42
9	-1	73 Valentino Fritsch	DEU	Dörr Motorsport	DEU	ITE12819 BIC16982	KR/IAME/Vega	16	12:58.501 9.422	47.820		39
10	-1	83 Linus Hensen	DEU	Mach1 Motorsport/Kartschmie.de	DEU	ITE 10705 KBF39310	Mach1/TM/Vega	16	13:00.178 11.099	47.812		36
11	7	88 Lenny Ried	DEU	Lanari Racing Team	DEU	ITE 10696 KBF17166	KR/TM /Vega	16	13:00.441 11.362	47.866		34
12	-8	81 Juho Valtanen	FIN	Dörr Motorsport	DEU	ITF23575347 BIC16982	KR/IAME /Vega	16	13:00.934 11.855	47.748	+ 5 sec	32
13	3	46 Gianni Andrisani	DEU	TB Racing Team	DEU	ITE13762 KBF38262	KR/TM/Vega	16	13:02.684 13.605	47.903		30
14	1	70 Matej Kacovsky	CZE	Spirit Racing s.r.o	CZE	ITC-C24AS0641 IBL24AT00161	Birel Art/TM /Vega	16	13:03.142 14.063	47.925		28
15	-4	63 Karl Lukaschewsky	DEU	Maranello SRP Factory Team	DEU	ITE 36974 KBF38275	Maranello/TM/Vega	16	13:03.650 14.571	47.971		26
16	3	65 Kipras Jurse	LTU	Paske Racing	LTU	ITE2024-ITE/001 IBL2024-KL/05	Righetti Ridolfi/TM/Vega	16	13:03.720 14.641	47.962		24
17	4	41 Maddox Wirtz	DEU	VDB Kart Racing	DEU	ITE 39902 KBF42053	Birel Art/TM/Vega	16	13:05.069 15.990	47.959		22
18	-6	79 Sandro Holzem	DEU	Dörr Motorsport	DEU	ITC-C11248 DMSB Kart Club-Stewards Lizenz1992	KR/IAME /Vega	16	13:05.306 16.227	47.903		20
19	1	60 Nico Lemberg	FIN	Kali Kart Finland	FIN	ITE34752735 IBL50125317	Kali Kart/TM/Vega	16	13:06.561 17.482	48.014		18
20	4	12 Lukas Schächer	DEU	TB Racing Team	DEU	ITE 28091 KBF38262	KR/TM/Vega	16	13:06.779 17.700	48.081		17
21	5	85 Anton Astashenko	LVA	Paske Racing	LTU	ITEAA12929LV24 IBL2024-KL/05	BirelArt/TM /Vega	16	13:12.046 22.967	48.355		16
22	1	89 Tobias Nath	DEU	Dörr Motorsport	DEU	ITE29314 BIF38420	KR/t.b.a./Vega	16	13:13.378 24.299	48.500		15
23	-1	80 Joel Ededahl	SWE	Joel Ededahl	SWE	ITE12493 IDC12493	Parolin/TM/Vega	16	13:13.761 24.682	48.641		14
24	3	17 Nico Franke	DEU	ADAC Berlin-Brandenburg e.V. SG Samuelkart	NLD	ITE42574 IBL57205001	CRG/TM/Vega	16	13:18.420 29.341	49.032		13
25	0	84 Torsten Simon	DEU	Torsten Simon	DEU	ITE11252 11252	Tony Kart/VORTEX/Vega	16	13:23.282 34.203	49.076		12
26	-9	19 Jannik Julius-Bernhart	AUT	Dörr Motorsport	DEU	ITEJK2048 BIF38420	KR/IAME/Vega	3	2:35.779 13 Laps	49.449		11

### Not classified

DSQ	69	Jorrit Pex	NLD	SP Motorsport	NLD	ITE27382 IBL47253006	KR/TM/Vega	16	DSQ	48.206		5
-----	----	------------	-----	---------------	-----	-------------------------	------------	----	-----	--------	--	---

### Announcements

# 81 + 5 sec front fairing

#69 DQ Steward


Timekeeper  
M.Riehmers

Race Director  
H.Seidel

Page 1/1

These results are provisional until the conclusion of any judicial and technical matters!

Printed: 22.09.2024 / 17:17



**DKM Round 6**

**DKM - KZ2**


**Wackersdorf II**

**Final Intermediate Classification Revision 2**

Pos. No.	Firstname	Lastname	Nat.	Entrant	Nat.	Make	Sponsor	QP	Total PTS	Heat 1	Heat 2	CUH	
1	6	Markus	Kajak	EST	Maranello SRP Factory Team	DEU	Maranello/TM/Vega	1	175	50	50	75	
2	5	David	Trefilov	DEU	Maranello SRP Factory Team	DEU	Maranello/TM /Vega	3	157	44	44	69	
3	1	Stan	Pex	NLD	SP Motorsport	NLD	Kart Republic/TM/Vega	2	145	41	41	63	
4	9	Andre	Maticic	DEU	Solgat Motorsport	DEU	Birel ART/TM/Vega	9	110	34	28	48	
5	10	Lukas	Scherbinskas	DEU	NSL Racing	LTU	Energy/TM/Vega	10	110	25	34	51	
6	81	Juho	Valtanen	FIN	Dörr Motorsport	DEU	KR/IAME /Vega	4	108	38	38	32	
7	16	Guust	Specken	NLD	CRG Holland	NLD	CRG/TM/Vega	11	104	36	11	57	
8	73	Valentino	Fritsch	DEU	Dörr Motorsport	DEU	KR/IAME/Vega	12	95	32	24	39	
9	13	Christiaan	de Kleijn	NLD	CRG Holland	NLD	CRG/TM/Vega	26	94	24	25	45	
10	76	Marek	Skrivan	CZE	IPK Factory Team	CZE	IPK/TM /Vega	6	93	15	36	42	
11	83	Linus	Hensen	DEU	Mach1 Motorsport/Kartschmie.de	DEU	Mach1/TM/Vega	8	90	22	32	36	
12	63	Karl	Lukaschewsky	DEU	Maranello SRP Factory Team	DEU	Maranello/TM/Vega	17	78	30	22	26	
13	46	Gianni	Andrisani	DEU	TB Racing Team	DEU	KR/TM/Vega	19	76	28	18	30	
14	88	Lenny	Ried	DEU	Lanari Racing Team	DEU	KR/TM /Vega	5	75	14	27	34	
15	70	Matej	Kacovsky	CZE	Spirit Racing s.r.o	CZE	Birel Art/TM /Vega	21	75	21	26	28	
16	79	Sandro	Holzem	DEU	Dörr Motorsport	DEU	KR/IAME /Vega	7	70	27	23	20	
17	65	Kipras	Jurse	LTU	Paske Racing	LTU	Righetti Ridolfi/TM/Vega	16	66	26	16	24	
18	41	Maddox	Wirtz	DEU	VDB Kart Racing	DEU	Birel Art/TM/Vega	27	63	20	21	22	
19	60	Nico	Lemberg	FIN	Kali Kart Finland	FIN	Kali Kart/TM/Vega	18	60	23	19	18	
20	19	Jannik	Julius-Bernhart	AUT	Dörr Motorsport	DEU	KR/IAME/Vega	13	54	13	30	11	
21	12	Lukas	Schächer	DEU	TB Racing Team	DEU	KR/TM/Vega	15	49	12	20	17	
22	89	Tobias	Nath	DEU	Dörr Motorsport	DEU	KR/t.b.a./Vega	23	48	18	15	15	
23	80	Joel	Ededahl	SWE	Joel Ededahl	SWE	Parolin/TM/Vega	20	47	19	14	14	
24	85	Anton	Astashenko	LVA	Paske Racing	LTU	BirelArt/TM /Vega	22	44	11	17	16	
25	84	Torsten	Simon	DEU	Torsten Simon	DEU	Tony Kart/VORTEX/Vega	24	42	17	13	12	
26	17	Nico	Franke	DEU	SG Samuelkart	NLD	CRG/TM/Vega	ADAC Berlin-Brandenburg e.V.	25	41	16	12	13
DSQ	69	Jorrit	Pex	NLD	SP Motorsport	NLD	KR/TM/Vega	14	15	5	5	5	

**Announcements:** These results are provisional until the conclusion of any judicial and technical matters

Racedirector Horst Seidel:



Timekeeping Monika Riehmers:



Printed: 22.09.2024 17:19

Posted at: h



## DKM - KZ2

## Final Revision 2

Track length: 1.190 Km

Race Started: 13:59:06

Best Lap by: 6 - Markus Kajak - 47.331

Rank	#	Driver	Nat	Sponsor Entrant	Nat	License E-License	Make	laps	T. Time Diff	Best Lap	Penalty	Points
1	0	Markus Kajak	EST	Maranello SRP Factory Team	DEU	ITE26214 KBF38275	Maranello/TM/Vega	20	15:54.389	47.331		51
2	2	Lukas Scherbinskas	DEU	NSL Racing	LTU	ITE11348 IBL2024-KL/10	Energy/TM/Vega	20	16:00.703 6.314	47.665		44
3	-1	David Trefilov	DEU	Maranello SRP Factory Team	DEU	ITE16049 KBF38275	Maranello/TM /Vega	20	16:01.180 6.791	47.563		38
4	-1	Stan Pex	NLD	SP Motorsport	NLD	ITE31772 IBL47253	Kart Republic/TM/Vega	20	16:01.346 6.957	47.540		34
5	0	Juho Valtanen	FIN	Dörr Motorsport	DEU	ITF23575347 BIC16982	KR/IAME /Vega	20	16:01.579 7.190	47.671		0
6	1	Guust Specken	NLD	CRG Holland	NLD	ITE33443 IBL15521	CRG/TM/Vega	20	16:02.119 7.730	47.727		30
7	1	Valentino Fritsch	DEU	Dörr Motorsport	DEU	ITE12819 BIC16982	KR/IAME/Vega	20	16:02.774 8.385	47.692		0
8	2	Marek Skrivan	CZE	IPK Factory Team	CZE	ITE24AS0203 IBL2400631	IPK/TM /Vega	20	16:03.027 8.638	47.595		0
9	2	Linus Hensen	DEU	Mach1 Motorsport/Kartschmie.de	DEU	ITE10705 KBF39310	Mach1/TM/Vega	20	16:05.875 11.486	47.777		0
10	-4	Andre Matisic	DEU	Solgat Motorsport	DEU	ITE34369 KBF42332	Birel ART/TM/Vega	20	16:06.042 11.653	47.731		26
11	2	Lenny Ried	DEU	Lanari Racing Team	DEU	ITE10696 KBF17166	KR/TM /Vega	20	16:06.167 11.778	47.760		0
12	5	Sandro Holzem	DEU	Dörr Motorsport	DEU	ITC-C11248 DKB H. Ob-Bavaria Lizen1982	KR/IAME /Vega	20	16:07.625 13.236	47.812		0
13	2	Gianni Andrisani	DEU	TB Racing Team	DEU	ITE13762 KBF38262	KR/TM/Vega	20	16:08.029 13.640	47.849		22
14	8	Lukas Schächer	DEU	TB Racing Team	DEU	ITE28091 KBF38262	KR/TM/Vega	20	16:08.258 13.869	47.551	+ 5 sec	18
15	3	Kipras Jurse	LTU	Paske Racing	LTU	ITE2024-ITE/001 IBL2024-KL/05	Righetti Ridolfi/TM/Vega	20	16:09.649 15.260	47.803		0
16	3	Maddox Wirtz	DEU	VDB Kart Racing	DEU	ITE39902 KBF42053	Birel Art/TM/Vega	20	16:10.017 15.628	47.903		14
17	3	Nico Lemberg	FIN	Kali Kart Finland	FIN	ITE34752735 IBL50125317	Kali Kart/TM/Vega	20	16:10.264 15.875	47.896		10
18	-4	Karl Lukaschewsky	DEU	Maranello SRP Factory Team	DEU	ITE36974 KBF38275	Maranello/TM/Vega	20	16:10.932 16.543	47.879		0
19	2	Jannik Julius-Bernhart	AUT	Dörr Motorsport	DEU	ITEJK2048 BIF38420	KR/IAME/Vega	20	16:13.484 19.095	47.768	+ 5 sec	8
20	3	Tobias Nath	DEU	Dörr Motorsport	DEU	ITE29314 BIF38420	KR/t.b.a./Vega	20	16:18.812 24.423	48.205		6
21	4	Anton Astashenko	LVA	Paske Racing	LTU	ITEAA12929LV24 IBL2024-KL/05	BirelArt/TM /Vega	20	16:20.452 26.063	48.124		0
22	5	Nico Franke	DEU	ADAC Berlin-Brandenburg e.V. SG Samuelkart	NLD	ITE42574 IBL57205001	CRG/TM/Vega	20	16:27.512 33.123	48.674		4
23	-7	Matej Kacovsky	CZE	Spirit Racing s.r.o	CZE	ITC-C24AS0641 IBL24AT00161	Birel Art/TM /Vega	16	13:06.530 4 Laps	47.757		0
24	0	Joel Ededahl	SWE	Joel Ededahl	SWE	ITE12493 IDC12493	Parolin/TM/Vega	15	12:41.851 5 Laps	48.506	+ 5 sec	0
25	1	Torsten Simon	DEU	Torsten Simon	DEU	ITE11252 11252	Tony Kart/VORTEX/Vega	5	4:43.438 15 Laps	49.380		0
26	-17	Christiaan de Kleijn	NLD	CRG Holland	NLD	ITE44092 IBL15521	CRG/TM/Vega	0	1.144 20 Laps			2

### Not classified

DSQ	69	Jorrit Pex	NLD	SP Motorsport	NLD	ITE27382 IBL47253006	KR/TM/Vega	20	DSQ	47.707		0
-----	----	------------	-----	---------------	-----	-------------------------	------------	----	-----	--------	--	---

### Announcements

- # 80 + 5 sec causing a collision
- # 12,19 + 5 sec front fairing
- # 69 DQ Steward desision

Timekeeper  
M.Riehmers

Race Director  
H.Seidel

Page 1/1

These results are provisional until the conclusion of any judicial and technical matters!

Printed: 22.09.2024 / 17:37

